

# **City of Los Angeles**

## **Office of Finance**



## **Investment Report**

### **May 31, 2023**

**Diana Mangioglou**  
**Director of Finance/City Treasurer**

**Tom Juarez**  
**Chief Investment Officer**

200 N. Spring Street  
Room 220, City Hall  
Los Angeles, CA 90012  
(213) 978-1774

**Diana Mangioglu**  
DIRECTOR OF FINANCE  
CITY TREASURER

# CITY OF LOS ANGELES

CALIFORNIA

OFFICE OF FINANCE  
200 N. SPRING ST.  
ROOM 220 -- CITY HALL  
---  
(213)978-1774



KAREN R. BASS  
MAYOR

July 3, 2023

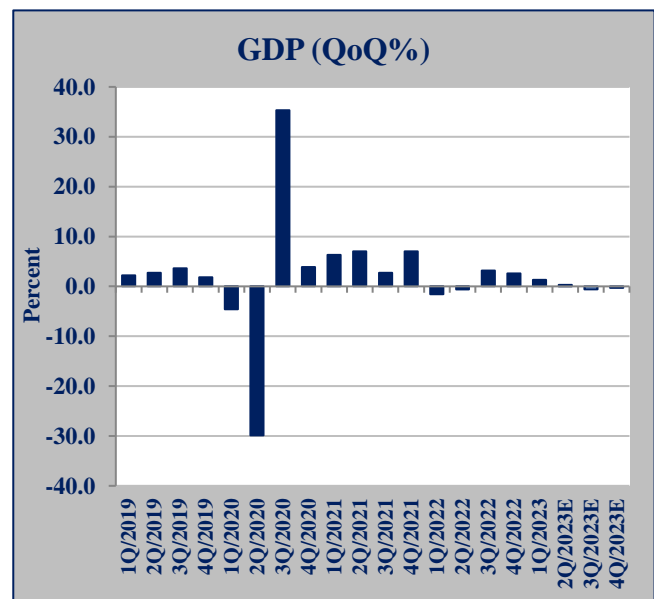
The Honorable Members of City Council of the City of Los Angeles  
c/o Office of the City Clerk  
City Hall, Room 395

Dear Honorable Members:

This is the Investment Report for the month ending May 31, 2023. It is provided to ensure the City Council is informed of the Department's activities. It satisfies the recommended reporting requirements of the City of Los Angeles Administrative Code, Chapter 5.1, Article 1, Section 20.90, which addresses the City Council's request for monthly financial information.

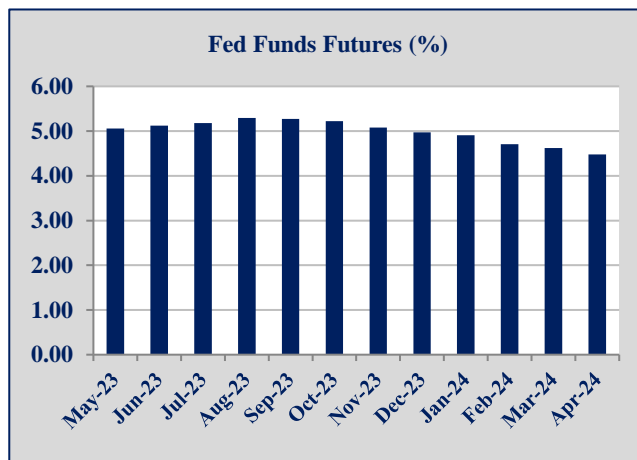
## **ECONOMIC ENVIRONMENT**<sup>1</sup>

The U.S. economy (as measured by the Gross Domestic Product-GDP) increased 1.3% on an annualized basis for the first quarter of 2023. The current anticipated growth rate for all of 2023 is 1.1%, which is 0.1% lower than last month's 2023 full-year forecast. The U.S. unemployment rate for May 2023 was 3.7%. The Consumer Price Index (CPI) increased 4.0% for the twelve months ending May 2023. Prices were up in large part due to food and shelter. U.S. consumer spending, as measured by Retail Sales, increased 1.6% over the past twelve months.



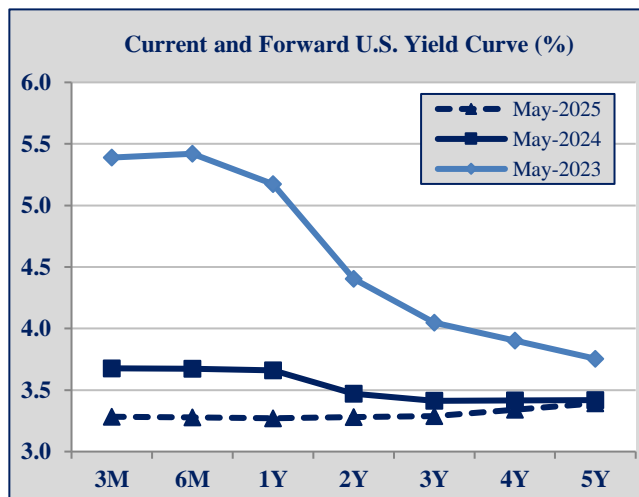
<sup>1</sup> Sources: Bloomberg Finance L.P.

The Federal Reserve raised the Fed Funds rate within the 5.00% and 5.25% range at its May 3, 2023 meeting. The Committee stated, "Economic activity expanded at a modest pace in the first quarter. Job gains have been robust in recent months, and the unemployment rate has remained low. Inflation remains elevated. The U.S. banking system is sound and resilient. Tighter credit conditions for households and businesses are likely to weigh on economic activity, hiring, and inflation. The extent of these effects remains uncertain. The Committee remains highly attentive to inflation risks."



## **CURRENT AND FORWARD INTEREST RATES**

The current U.S. Treasury yield curve is an inverted curve, giving longer term investors less yield than shorter term investors. This typically occurs when investors expect lower inflation and/or growth with a longer term time horizon. Forward yield curves, which are based upon the current rates, indicate lower short-term and long-term rates in the future.



## **COMPLIANCE**

Investment transactions were executed in accordance with the California State Government Code and the City's Investment Policy. The City Treasurer believes the General Pool contains sufficient cash flow liquidity to meet the next six months of expected expenditures.

## **REVIEW AND MONITORING**

FHN Financial Main Street Advisors, the City's investment advisor, currently monitors the Department's investment activities.

## **GENERAL POOL CHARACTERISTICS**

The Office of Finance invests in a variety of fixed income securities in accordance with current policy and guidelines. The following table summarizes the key characteristics of the City's investment portfolios as of May 31, 2023.

Portfolio Funds	Amount of Funds at Market Value	Effective Yield	Average Weighted Maturity	Average Credit Rating
Core Portfolio	\$6,694,666,157	4.18%	84 Days	AA+
Reserve Portfolio	\$6,676,261,849	2.06%	2.9 Years	AA+
Extended Reserve Portfolio	\$2,412,255,113	2.02%	7.0 Years	AA+
General Pool	\$15,783,183,119	2.95%	2.4 Years	AA+

## **INVESTMENT PERFORMANCE<sup>1</sup>**

### **Month-End Book Yield (Annualized)**

	Core	Reserve	Extended Reserve	General Pool
Month-End Book Yield	4.18%	2.06%	2.02%	2.95%
Benchmark	5.11%	2.65%	1.87%	3.57%
Variance	-0.93%	-0.59%	0.15%	-0.62%

### **Total Return (Not Annualized)**

	Core	Reserve	Extended Reserve	General Pool
Total Rate of Return	0.37%	-0.47%	-1.17%	-0.22%
Benchmark Total Rate of Return	0.39%	-0.52%	-1.21%	-0.24%
Variance	-0.02%	0.05%	0.04%	0.02%

<sup>1</sup> Performance, as measured by total rate of return, is calculated according to Global Investment Performance Standards, which is published by the CFA Institute and is widely accepted as the source of industry standard performance metrics. Section 2.A.1 states that total return, including realized and unrealized gains and losses must be used. Figures may not total due to rounding.

The City measures investment returns on a book yield and a total return basis. Book yield is measured primarily for budgetary purposes, while total return is used primarily to measure risk. Investment performance calculated on a book yield basis is measured to custom benchmarks using industry-recognized benchmarks. Investment performance calculated on a total return basis is measured to established industry-recognized benchmarks. The tables on the previous page summarize the May 31, 2023 portfolio book yield and total rate of return for the City's General Pool.

Market prices are provided by the City's custodian. Additional investment information may be found on pages 6 through 39 of this report.

The objective of the Core Portfolio is to preserve capital, maintain liquidity, and earn income. The 3-month T-bill index is the most appropriate available index to use. The Core Portfolio does not mirror the investments in the total return index due to limited (Thursday) maturities, and the large daily cash flows of the City, which require the placement, and subsequent maturity of securities daily.

Respectfully,



Diana Mangioglu  
Director of Finance/City Treasurer

#### Attachments

cc: The Honorable Kenneth Mejia, City Controller  
Chris Thompson, Mayor's Chief of Staff, Office of the Mayor  
Jenny Delwood, Deputy Chief of Staff, Office of the Mayor  
Jeanne Holm, Deputy Mayor of Finance and Innovation, Office of the Mayor  
Matthew W. Szabo, City Administrative Officer  
Sharon Tso, Chief Legislative Analyst  
Investment Reports File  
Chronofile

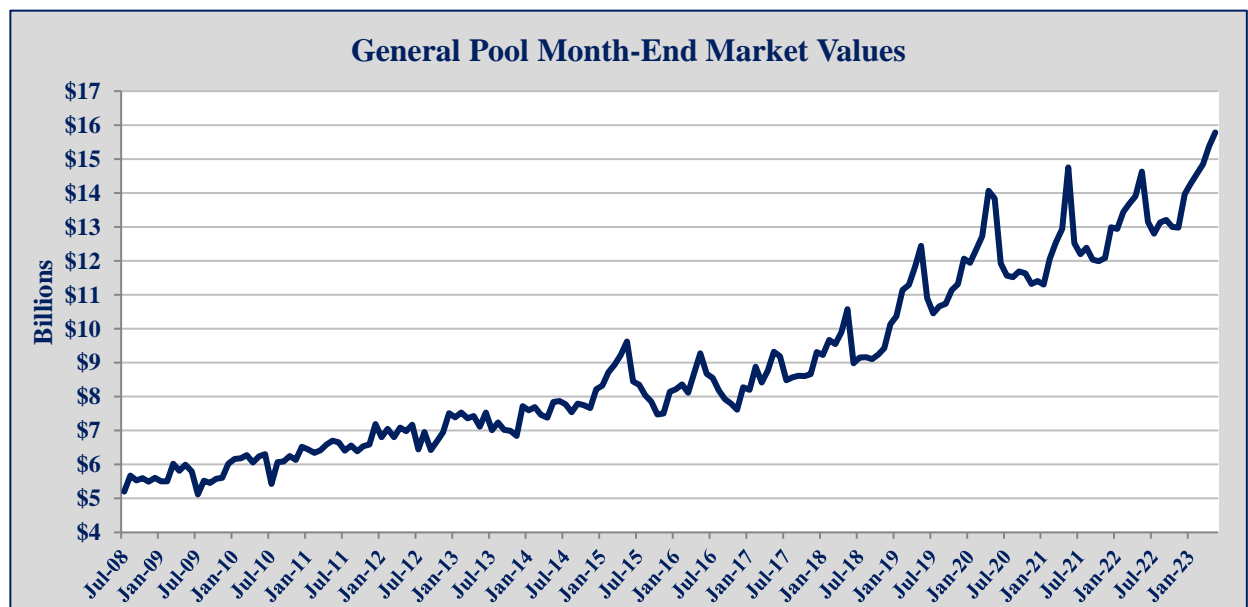
## GENERAL POOL ASSET HOLDINGS

May 31, 2023

Description	Par Value	Market Value	Percent of Total	Average Days	Weighted Years
Bank Deposits*	\$82,489,117	\$82,489,117	0.52%	0	0.0
Money Market Funds	\$92,275,019	\$92,275,019	0.58%	0	0.0
L.A.I.F. (State of California)	\$4,082,504	\$4,082,504	0.03%	0	0.0
Subtotal: Cash and Overnight Invest.	\$178,846,640	\$178,846,640	1.13%	0	0.0
Commercial Paper	\$2,266,156,000	\$2,257,172,169	14.30%	28	0.1
Negotiable Certificates of Deposit	\$0	\$0	0.00%	0	0.0
Corporate Notes	\$282,500,000	\$277,086,525	1.76%	206	0.6
U.S. Agencies/Munis/Supras	\$1,768,414,000	\$1,759,589,989	11.15%	44	0.1
U.S. Treasuries	\$2,254,001,000	\$2,221,970,835	14.08%	164	0.5
Subtotal: Pooled Investments:	\$6,571,071,000	\$6,515,819,517	41.28%	86	0.2
<b>Total Short-Term Core Portfolio:</b>	<b>\$6,749,917,640</b>	<b>\$6,694,666,157</b>	<b>42.42%</b>	<b>84</b>	<b>0.2</b>
Money Market Funds	\$750,050	\$750,050	0.00%	0	0.0
Commercial Paper	\$0	\$0	0.00%	0	0.0
Negotiable Certificates of Deposit	\$0	\$0	0.00%	0	0.0
Corporate Notes	\$1,510,500,000	\$1,446,708,753	9.17%	981	2.7
Asset-Backed Securities	\$322,670,350	\$312,550,287	1.98%	1,227	3.4
U.S. Agencies/Munis/Supras	\$691,540,000	\$648,154,441	4.11%	1,257	3.4
U.S. Treasuries	\$7,205,000,000	\$6,680,353,430	42.33%	1,585	4.3
<b>Total Long-Term Reserve Portfolios:</b>	<b>\$9,730,460,400</b>	<b>\$9,088,516,962</b>	<b>57.58%</b>	<b>1,453</b>	<b>4.0</b>
<b>Total Cash and Pooled Investments:</b>	<b>\$16,480,378,040</b>	<b>\$15,783,183,119</b>	<b>100.00%</b>	<b>872</b>	<b>2.4</b>

\*Collected Balance for Wells Fargo and JPMorgan Chase Active Accounts.

Figures may not total due to rounding.



## GENERAL POOL LIQUIDITY SCHEDULE

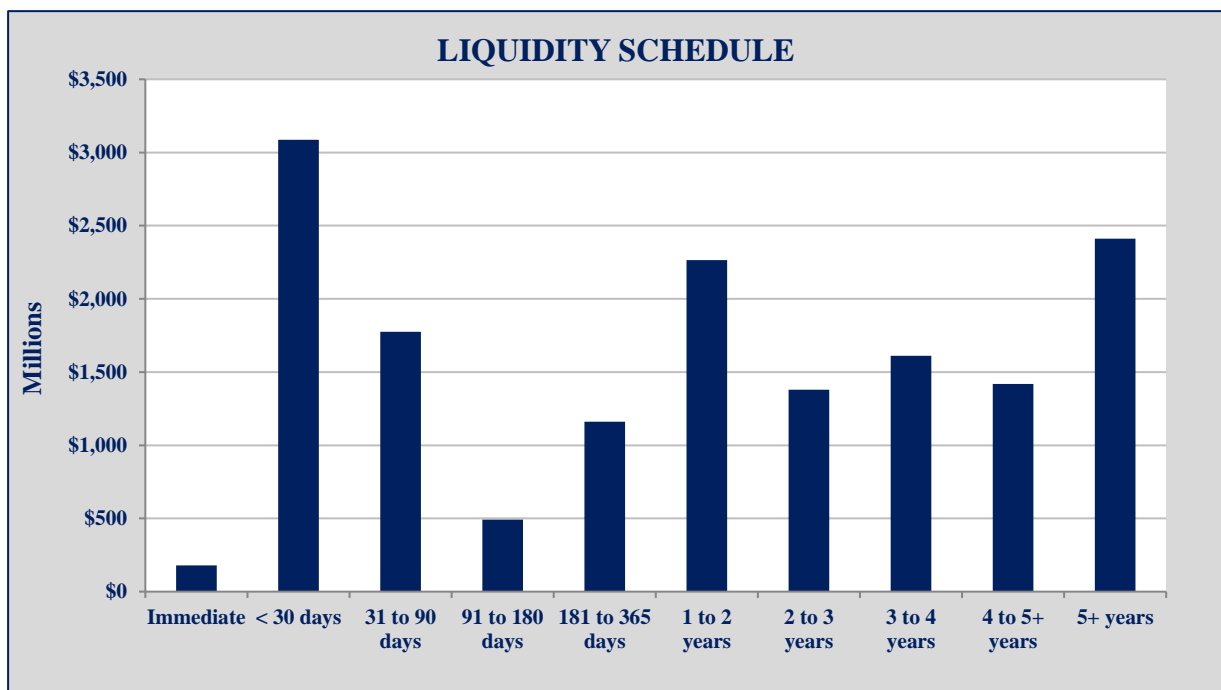
May 31, 2023

	Availability	Market Value	Cumulative	Cumulative Percent of Total Investments
<u>Description</u>				
L.A.I.F. (State of California)	Immediate	\$4,082,504	\$4,082,504	0.03%
Money Market Funds	Immediate	\$93,025,069	\$97,107,573	0.62%
Bank Deposits*	Immediate	\$82,489,117	\$179,596,690	1.14%
Subtotal		\$179,596,690		
Pooled Investments Maturing:				
	< 30 days**	\$3,087,446,728	\$3,267,043,418	20.70%
	31 to 90 days	\$1,776,194,649	\$5,043,238,067	31.95%
	91 to 180 days	\$491,236,625	\$5,534,474,692	35.07%
	181 to 365 days	\$1,161,517,443	\$6,695,992,135	42.42%
	1 to 2 years	\$2,265,965,590	\$8,961,957,725	56.78%
	2 to 3 years	\$1,379,096,329	\$10,341,054,054	65.52%
	3 to 4 years	\$1,611,106,394	\$11,952,160,448	75.73%
	4 to 5 years	\$1,419,017,559	\$13,371,178,006	84.72%
	5+ years	\$2,412,005,113	\$15,783,183,119	100.00%
<b>Total Cash and Pooled Investments</b>		<b>\$15,783,183,119</b>		

\*Collected Balance for Wells Fargo and JPMorgan Chase Active Accounts.

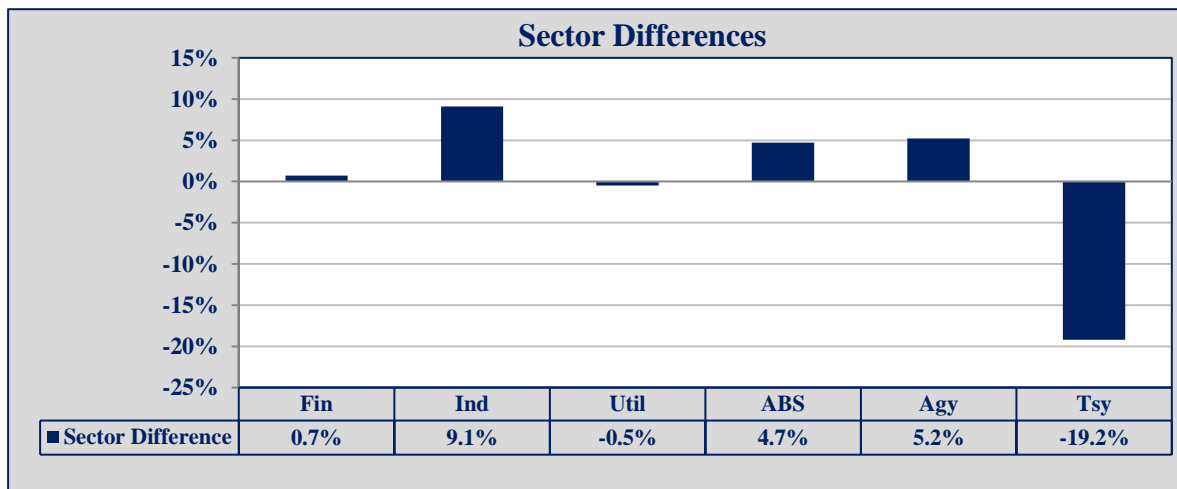
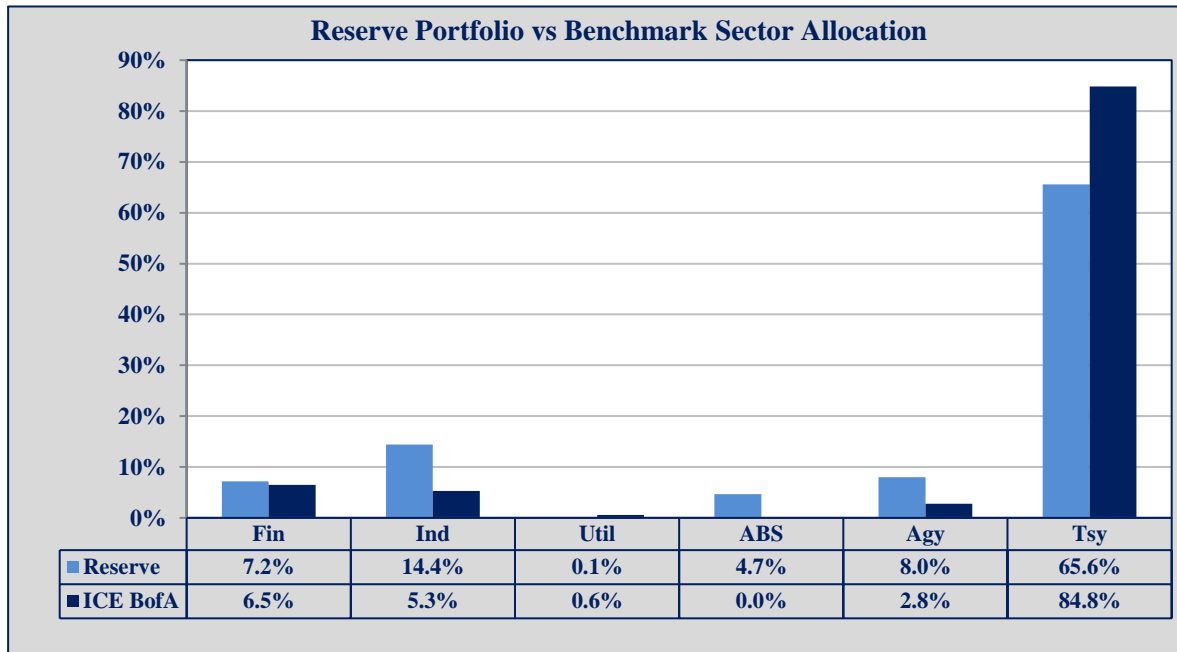
\*\*Excludes Immediately Available Funds.

Figures may not total due to rounding.



## RESERVE PORTFOLIO SECTOR ALLOCATION

May 31, 2023



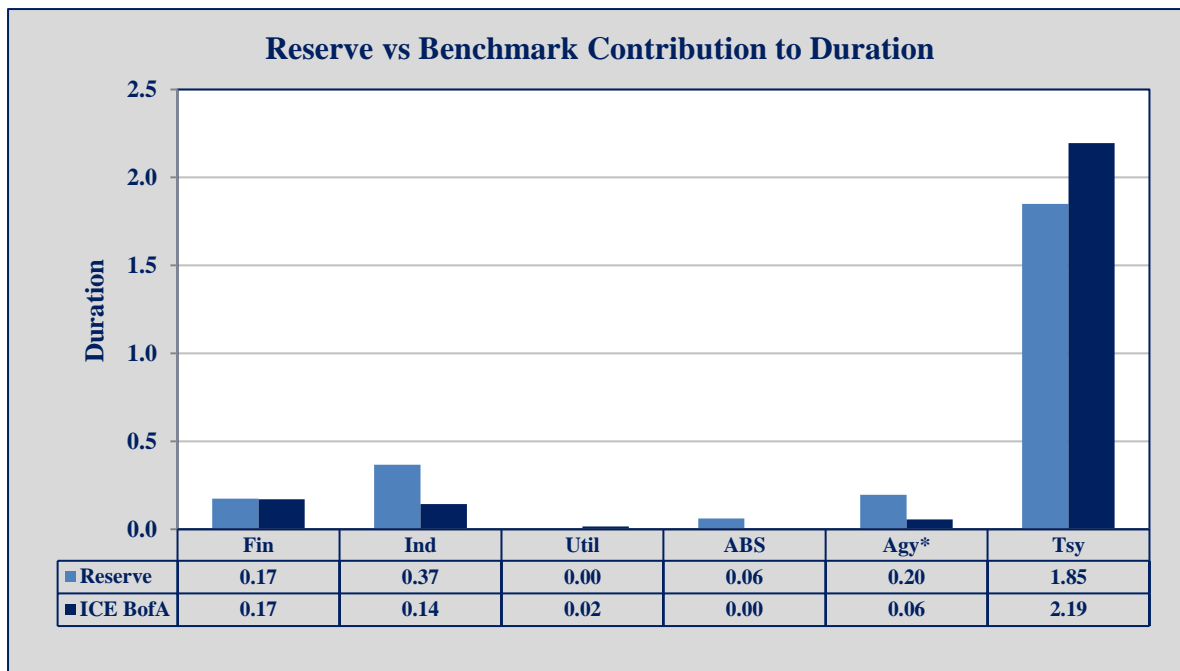
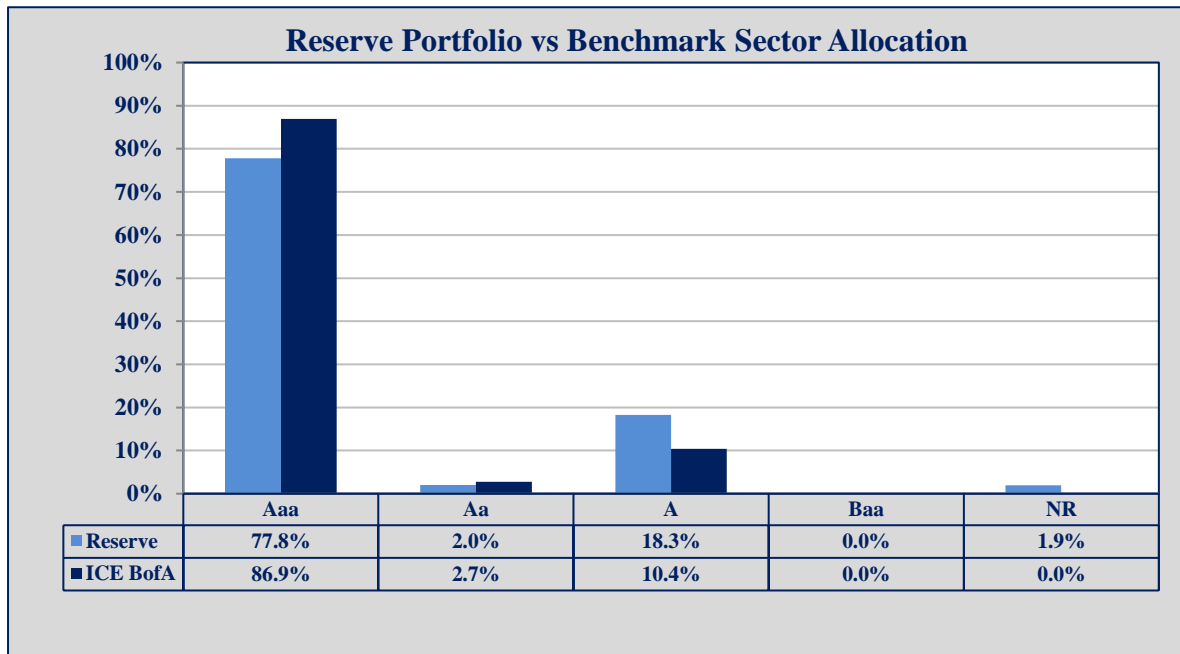
Sector Allocation Chart - Highlights the portfolio differences versus the benchmark with respect to the percentage of assets in each sector.

Fin – Financial Services  
 Ind – Industrial  
 Util – Utilities  
 ABS – Asset Backed Securities  
 Agy – Government Agencies, Municipalities, and Supranationals  
 Tsy – Treasury Notes and Bonds  
 ICE BofA - ICE BofA Indices



## RESERVE CREDIT RATINGS and DURATION

May 31, 2023



\*Includes Government Agencies, Municipalities, and Supranationals

Credit Ratings Chart – Highlights the portfolio differences versus the benchmark with respect to percentage of assets in each of the Moody’s Credit Ratings allocations. Figures may not total due to rounding.

Contribution to Duration Chart – Highlights the portfolio differences versus the benchmark based on the contribution to the overall portfolio duration. This measure explains the sensitivity of each sector to changes in interest rates.

## BOOK YIELD PERFORMANCE

May 31, 2023

	1 Month	3 Months	FYTD	1 Year	3 Years	5 Years
<b>Core Portfolio</b>	4.18%	4.08%	3.33%	3.20%	1.44%	1.62%
<b>60 Day CP/30 Day Agy Benchmark*</b>	5.11%	4.96%	2.09%	3.75%	1.37%	1.61%
<b>Variance</b>	-0.93%	-0.89%	1.25%	-0.56%	0.07%	0.01%

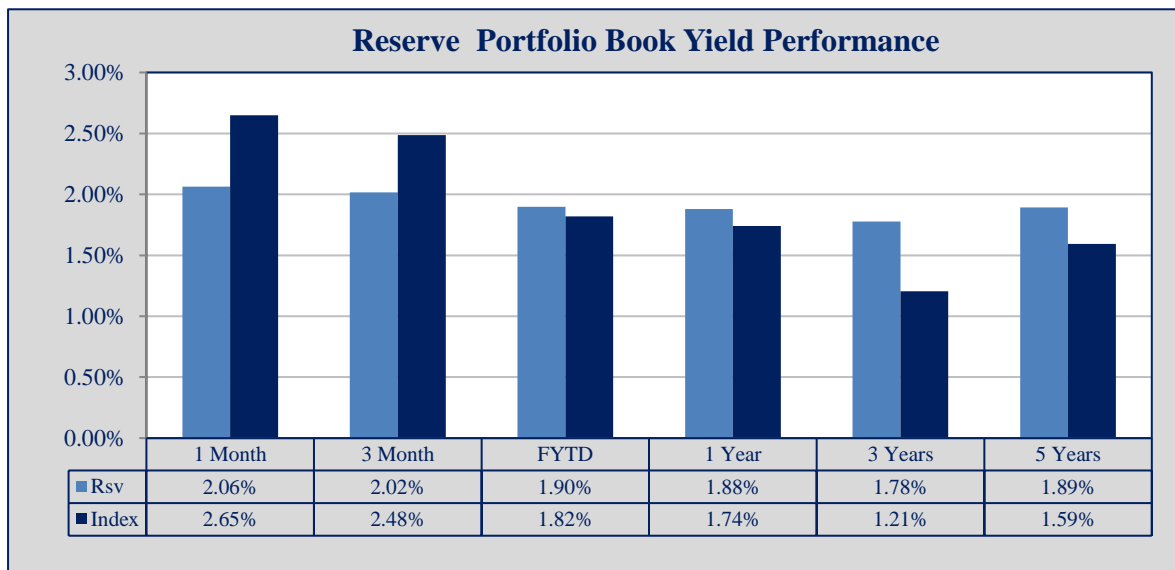
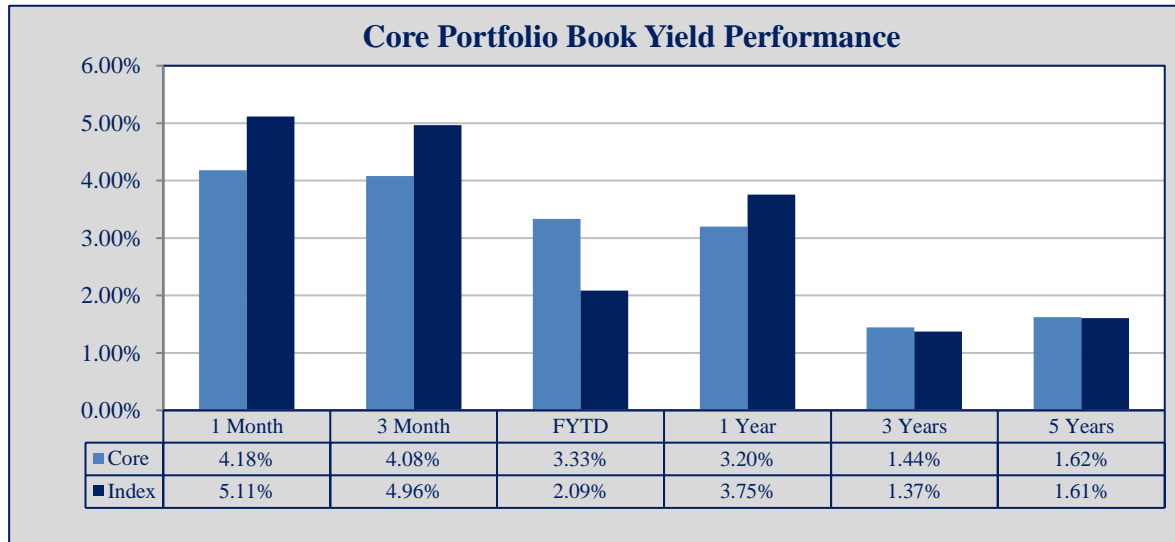
	1 Month	3 Months	FYTD	1 Year	3 Years	5 Years
<b>Reserve Portfolio</b>	2.06%	2.02%	1.90%	1.88%	1.78%	1.89%
<b>1-5 Year Govt/Corp Index**</b>	2.65%	2.48%	1.82%	1.74%	1.21%	1.59%
<b>Variance</b>	-0.59%	-0.47%	0.08%	0.14%	0.57%	0.30%

All yields are annualized. Figures may not total due to rounding.

\*Monthly Benchmark is measured using a 30 day moving average of customized Bloomberg Indices.

\*\*Monthly Benchmark is measuring using a 24 Month Moving Average of ICE BofA Indices.

**Note:** All yields greater than 1 month are the average yields for the respective time period.



## BOOK YIELD PERFORMANCE

May 31, 2023

	1 Month	3 Months	FYTD	1 Year	3 Years	5 Years
<b>Extended Reserve Portfolio</b>	2.02%	1.98%	1.77%	1.74%	1.23%	N/A
<b>5-10 Year US Treasury Index*</b>	1.87%	1.82%	1.59%	1.56%	1.06%	N/A
<b>Variance</b>	0.15%	0.16%	0.18%	0.18%	0.18%	N/A

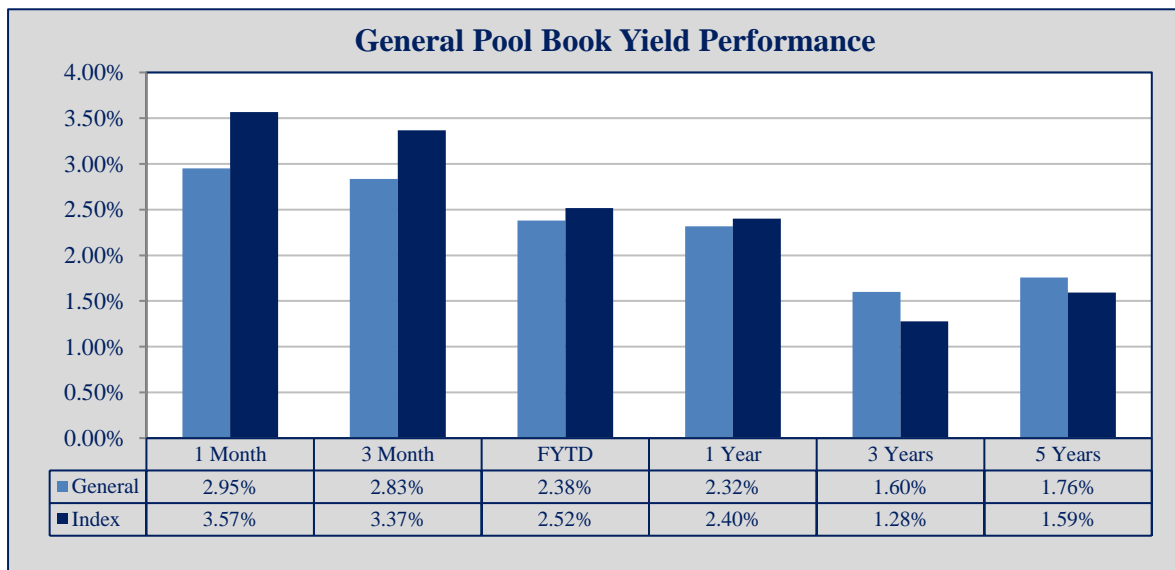
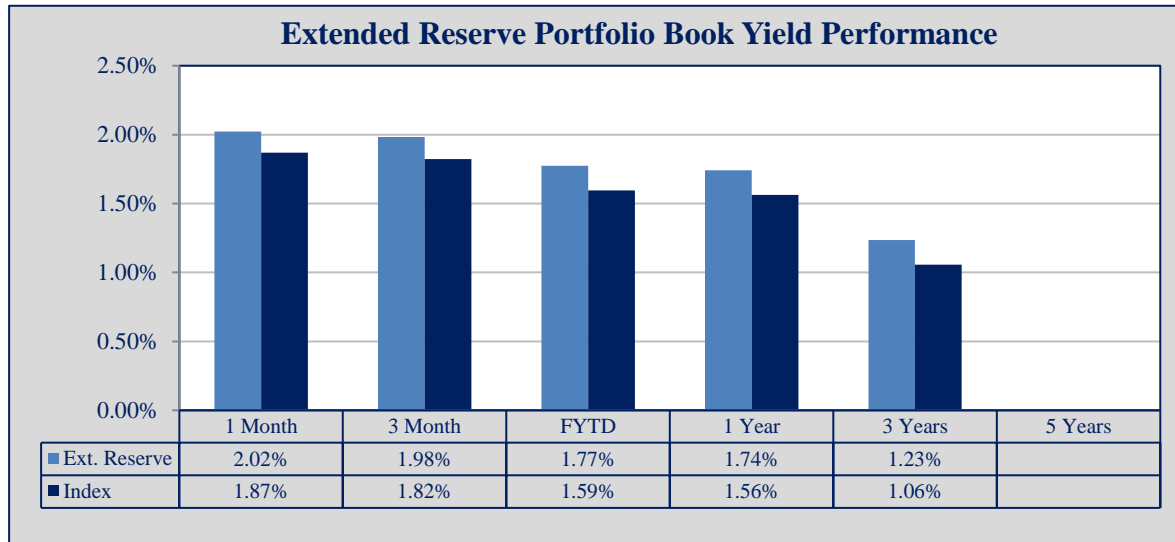
	1 Month	3 Months	FYTD	1 Year	3 Years	5 Years
<b>General Pool</b>	2.95%	2.83%	2.38%	2.32%	1.60%	1.76%
<b>Weighted Benchmark**</b>	3.57%	3.37%	2.52%	2.40%	1.28%	1.59%
<b>Variance</b>	-0.62%	-0.53%	-0.14%	-0.08%	0.32%	0.17%

All returns are annualized. Figures may not total due to rounding.

\*Monthly Benchmark is measuring using a 30 Month Moving Average of ICE BofA Indices.

\*\*The Weighted Benchmark uses the actual weight of the Core, Reserve, and Extended Reserve portfolio for the month.

**Note:** All yields greater than 1 month are the average yields for the respective time period.



## TOTAL RETURN PERFORMANCE

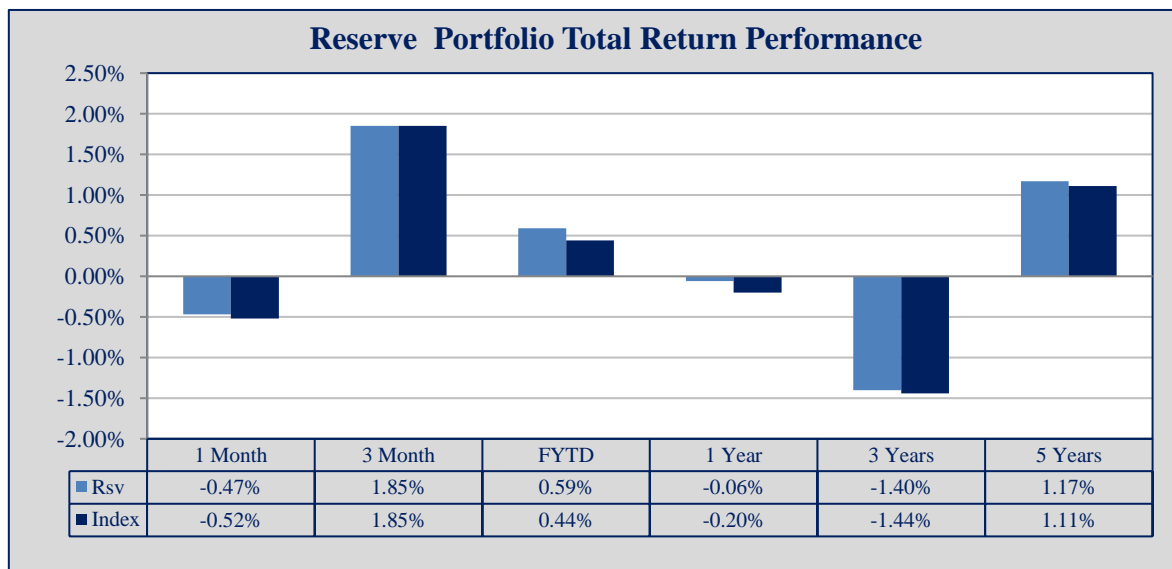
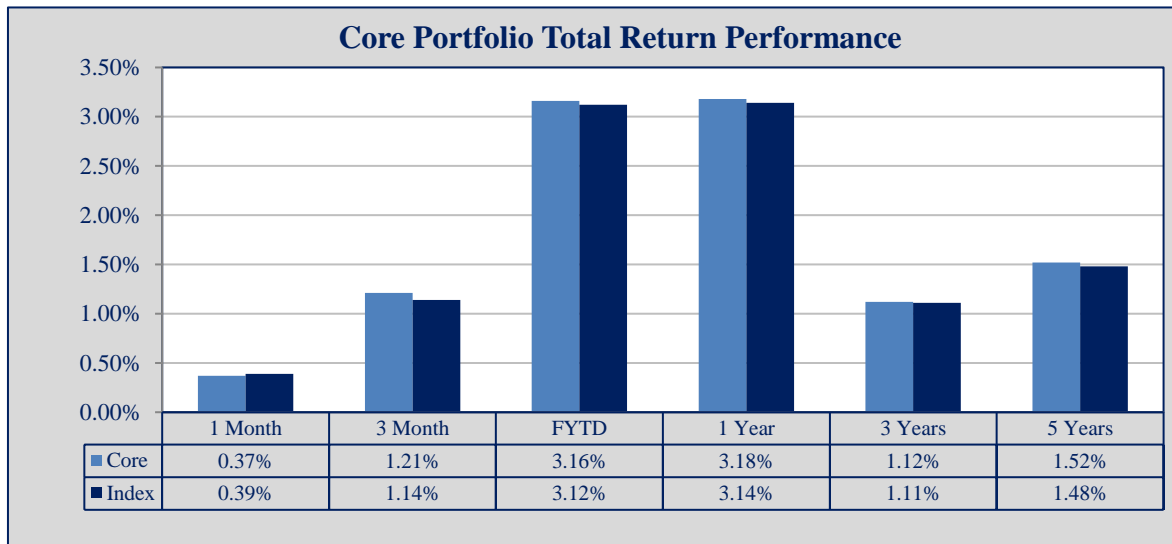
May 31, 2023

	1 Month	3 Months	FYTD	1 Year	3 Years	5 Years
<b>Core Portfolio</b>	0.37%	1.21%	3.16%	3.18%	1.12%	1.52%
<b>3 Month Treasury Bill Index*</b>	0.39%	1.14%	3.12%	3.14%	1.11%	1.48%
<b>Variance</b>	-0.02%	0.07%	0.04%	0.04%	0.01%	0.04%

	1 Month	3 Months	FYTD	1 Year	3 Years	5 Years
<b>Reserve Portfolio</b>	-0.47%	1.85%	0.59%	-0.06%	-1.40%	1.17%
<b>1-5 Year Govt/Corp Index*</b>	-0.52%	1.85%	0.44%	-0.20%	-1.44%	1.11%
<b>Variance</b>	0.05%	0.00%	0.15%	0.14%	0.04%	0.06%

1Y, 3Y, 5Y returns are annualized rates of return. Figures may not total due to rounding.

\*Performance is measured using ICE BofA Indices.



## TOTAL RETURN PERFORMANCE

May 31, 2023

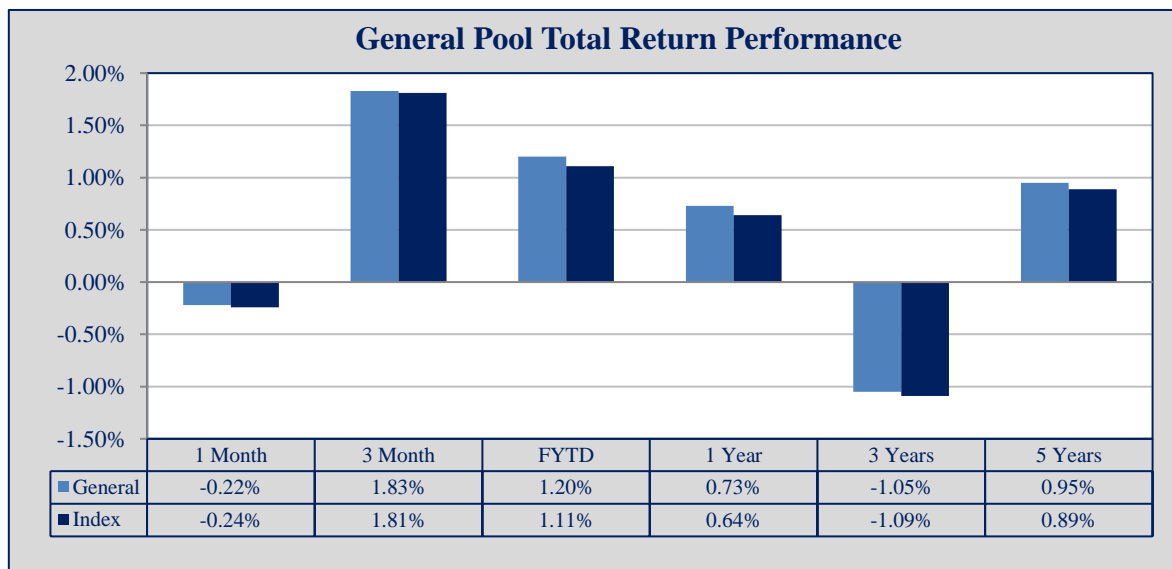
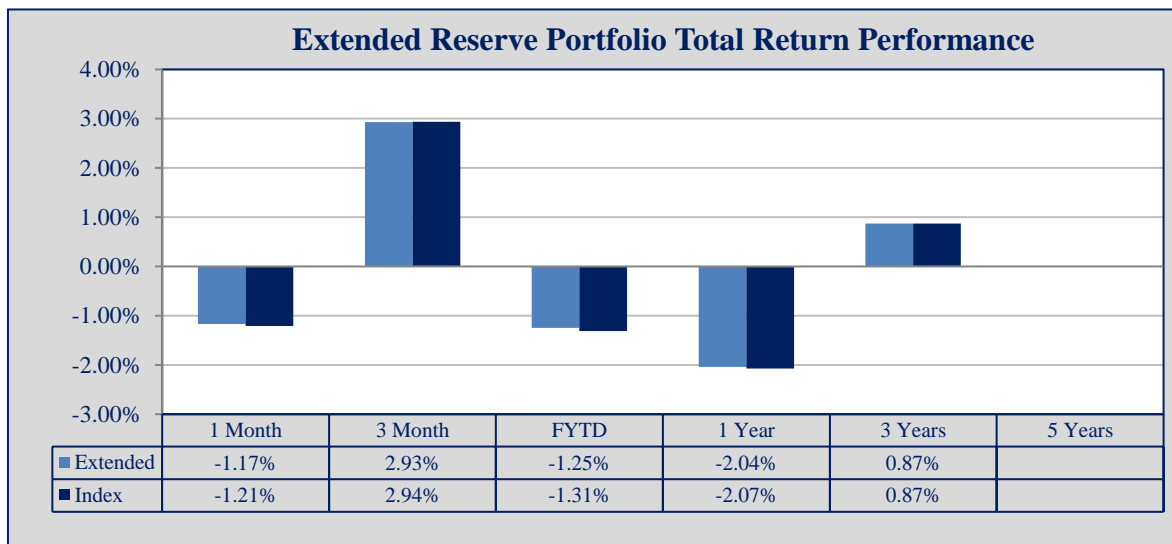
	1 Month	3 Months	FYTD	1 Year	3 Years	5 Years
<b>Extended Reserve Portfolio</b>	-1.17%	2.93%	-1.25%	-2.04%	0.87%	N/A
<b>5-10 Year Treasury Index*</b>	-1.21%	2.94%	-1.31%	-2.07%	0.87%	N/A
<b>Variance</b>	0.04%	-0.01%	0.06%	0.03%	0.00%	N/A

	1 Month	3 Months	FYTD	1 Year	3 Years	5 Years
<b>General Pool</b>	-0.22%	1.83%	1.20%	0.73%	-1.05%	0.95%
<b>General Portfolio Weighted Index**</b>	-0.24%	1.81%	1.11%	0.64%	-1.09%	0.89%
<b>Variance</b>	0.02%	0.02%	0.09%	0.09%	0.04%	0.06%

1Y, 3Y, 5Y returns are annualized rates of return. Figures may not total due to rounding.

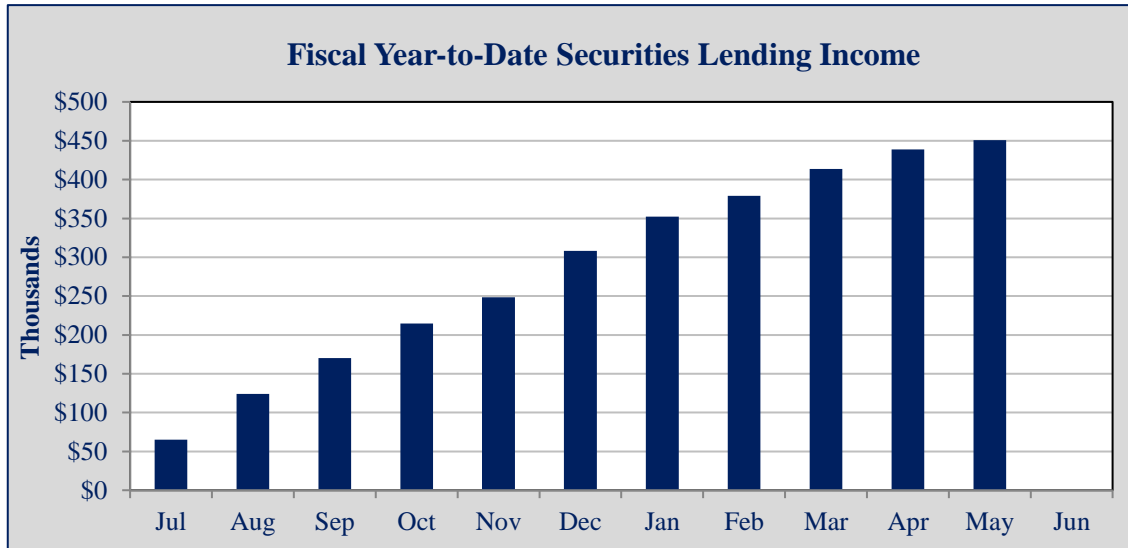
\*Performance is measured using ice BofA Indices

\*\*Performance is measured using BofA Indices taking into account Core, Reserve, and Extended Reserve Monthly Weightings



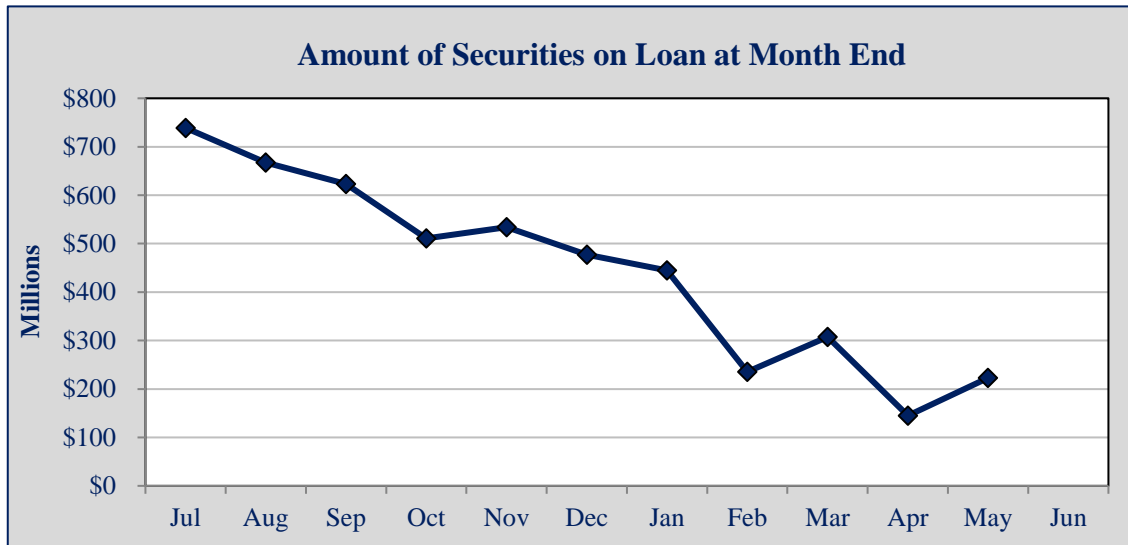
## SECURITIES LENDING INFORMATION

May 31, 2023



	Jul	Aug	Sep	Oct	Nov	Dec	Jan	Feb	Mar	Apr	May	Jun
<b>Monthly*</b>	\$65	\$59	\$46	\$44	\$34	\$60	\$44	\$27	\$34	\$25	\$12	
<b>FYTD*</b>	\$65	\$124	\$170	\$215	\$248	\$308	\$352	\$379	\$414	\$439	\$451	

\*Amounts in Thousands



	Jul	Aug	Sep	Oct	Nov	Dec	Jan	Feb	Mar	Apr	May	Jun
<b>Monthly*</b>	\$739	\$667	\$623	\$511	\$534	\$477	\$445	\$236	\$307	\$145	\$223	

\*Amounts in Millions

Bank of New York Mellon is the securities lending agent for the City. Figures may not total due to rounding.

**Portfolio: Core 9218-1**

**Date: 5/31/23**

Issuer	Coupon	Maturity	Type	S&P	Moody's	CUSIP	Par Value	Original Cost	MV w/o Accrued*	Accr Income	Yld Mat
Wells Fargo Bank		6/1/2023	Bank				5,000,000	5,000,000	5,000,000		
JPMorgan Chase Bank		6/1/2023	Bank				77,489,117	77,489,117	77,489,117		
Bk of New York Mellon - Sweep	4.950	6/1/2023	MMF	AAAm	Aaa-mf		370,608	370,608	370,608	116,576	5.019
Federated Hermes Treas Oblig	4.963	6/1/2023	MMF	AAAm	Aaa-mf	60934N500	80,845,515	80,845,515	80,845,515	89,232	4.963
Treasury Plus Money Market	4.960	6/1/2023	MMF	AAAm	Aaa-mf	94975H312	11,058,896	11,058,896	11,058,896	32,791	4.960
LAIF	2.993	6/1/2023	LAIF	NR	NR	SYS34208	1,020,420	1,020,420	1,020,420	4,994	2.993
LAIF	2.993	6/1/2023	LAIF	NR	NR	SYS50078	1,021,044	1,021,044	1,021,044	4,997	2.993
LAIF	2.993	6/1/2023	LAIF	NR	NR	SYS50080	1,020,763	1,020,763	1,020,763	4,996	2.993
LAIF	2.993	6/1/2023	LAIF	NR	NR	SYS50081	1,020,276	1,020,276	1,020,276	4,993	2.993
Landesbank Baden-Wurtt	0.000	6/1/2023	CP	NR	P-1	5148X1T11	50,000,000	49,159,111	49,992,993	0	4.945
Mizuho Bank	0.000	6/1/2023	CP	A-1	P-1	60689GT14	136,027,000	133,774,053	136,007,952	0	4.986
U.S. Treasury Bill	0.000	6/1/2023	Tsy	A-1+	P-1	912796ZG7	25,000,000	24,996,646	25,000,000	0	4.966
Apple	0.000	6/2/2023	CP	A-1+	P-1	03785ET20	11,050,000	10,994,013	11,046,908	0	4.959
Amazon	0.400	6/3/2023	Corp	AA	A1	023135BP0	10,000,000	9,995,683	9,997,600	19,778	0.447
U.S. Treasury Bill	0.000	6/6/2023	Tsy	A-1+	P-1	912797FM4	56,275,000	56,127,278	56,234,482	0	5.411
U.S. Treasury Bill	0.000	6/8/2023	Tsy	A-1+	P-1	912796ZP7	250,000,000	249,377,848	249,745,000	0	5.431
Amazon	0.000	6/13/2023	CP	A-1+	P-1	02314QTD1	32,556,000	32,254,043	32,496,384	0	4.949
U.S. Treasury Bill	0.000	6/13/2023	Tsy	A-1+	P-1	912797FN2	41,750,000	41,508,024	41,677,773	0	5.532
BNP Paribas	0.000	6/14/2023	CP	A-1	P-1	09659CTE8	41,480,000	40,787,226	41,398,861	0	5.029
Koch Industries	0.000	6/14/2023	CP	A-1+	P-1	50000ETE4	100,000,000	99,633,833	99,803,922	0	5.231
FHLB DN	0.000	6/14/2023	Agy	A-1+	P-1	313384GW3	59,709,000	58,661,107	59,614,063	0	4.897
FHLB DN	0.000	6/14/2023	Agy	A-1+	P-1	313384GW3	27,786,000	27,536,493	27,741,820	0	4.860
Amazon	0.000	6/15/2023	CP	A-1+	P-1	02314QTF6	70,000,000	69,293,233	69,852,008	0	4.839
UnitedHealth Group	3.500	6/15/2023	Corp	A+	A3	91324PDJ8	10,000,000	9,999,040	9,993,400	161,389	3.509
FHLB DN	0.000	6/16/2023	Agy	A-1+	P-1	313384GY9	45,000,000	44,705,000	44,915,850	0	4.884
Estee Lauder	0.000	6/21/2023	CP	A-1	P-1	51843UTM9	56,300,000	55,648,640	56,133,362	0	5.096
Apple	0.000	6/23/2023	CP	A-1+	P-1	03785ETP9	9,132,000	9,060,938	9,102,665	0	5.004
U.S. Treasury Bill	0.000	6/27/2023	Tsy	A-1+	P-1	912797FQ5	117,000,000	116,103,020	116,571,780	0	5.016
Amazon	0.000	6/28/2023	CP	A-1+	P-1	02314QTU3	100,000,000	98,873,750	99,609,633	0	4.959
Johnson & Johnson	0.000	6/28/2023	CP	A-1+	P-1	47816GTU3	50,000,000	49,158,250	49,804,156	0	5.029
Johnson & Johnson	0.000	6/28/2023	CP	A-1+	P-1	47816GTU3	50,000,000	49,157,833	49,804,156	0	5.113
Johnson & Johnson	0.000	6/28/2023	CP	A-1+	P-1	47816GTU3	125,000,000	122,962,951	124,510,389	0	5.152
Landesbank Baden-Wurtt	0.000	6/28/2023	CP	NR	P-1	5148X1TU7	109,125,000	106,999,518	108,681,698	0	5.001
Landesbank Baden-Wurtt	0.000	6/28/2023	CP	NR	P-1	5148X1TU7	84,500,000	83,136,733	84,156,733	0	5.057
Mizuho Bank	0.000	6/28/2023	CP	A-1	P-1	60689GTU0	150,000,000	147,214,208	149,414,217	0	5.038

\*MV w/o Accrued includes the Bank of New York Mellon accrued interest for treasury bills, discount notes, and commercial paper. Original Cost does not include accrued interest.

**Portfolio: Core 9218-1 (Cont.)**

Issuer	Coupon	Maturity	Type	S&P	Moody's	CUSIP	Par Value	Original Cost	MV w/o Accrued*	Accr Income	Yld Mat
Mizuho Bank	0.000	6/28/2023	CP	A-1	P-1	60689GTU0	225,000,000	221,317,500	224,121,326	0	5.131
Sumitomo Mitsui	0.000	6/28/2023	CP	A-1	P-1	86563HTU4	125,000,000	122,560,208	124,503,973	0	5.012
UnitedHealth Group	0.000	6/28/2023	CP	A-1	P-2	91058UTU7	100,000,000	98,512,500	99,580,389	0	5.322
FHLB DN	0.000	6/28/2023	Agy	A-1+	P-1	313384HL6	101,841,000	100,232,025	101,504,925	0	5.034
FHLB DN	0.000	6/28/2023	Agy	A-1+	P-1	313384HL6	110,000,000	108,717,125	109,637,000	0	4.852
FHLB DN	0.000	6/28/2023	Agy	A-1+	P-1	313384HL6	200,000,000	197,749,667	199,340,000	0	4.897
FHLB DN	0.000	6/28/2023	Agy	A-1+	P-1	313384HL6	100,000,000	98,975,167	99,670,000	0	4.913
FHLMC DN	0.000	6/28/2023	Agy	A-1+	P-1	313396HL0	150,000,000	148,186,833	149,505,000	0	4.922
FNMA DN	0.000	6/28/2023	Agy	A-1+	P-1	313588HL2	51,693,000	51,300,133	51,522,413	0	4.972
U.S. Treasury Note	2.625	6/30/2023	Tsy	AA+	Aaa	9128284U1	50,000,000	49,951,145	49,893,000	551,105	2.725
U.S. Treasury Note	2.625	6/30/2023	Tsy	AA+	Aaa	9128284U1	65,000,000	65,060,925	64,860,900	716,436	2.529
Amazon	0.000	7/3/2023	CP	A-1+	P-1	02314QU31	50,000,000	49,504,611	49,771,521	0	5.004
Amazon	0.000	7/3/2023	CP	A-1+	P-1	02314QU31	50,000,000	49,539,111	49,771,521	0	5.063
Johnson & Johnson	0.000	7/3/2023	CP	A-1+	P-1	47816GU31	107,497,000	106,299,663	106,999,872	0	5.083
FHLB DN	0.000	7/3/2023	Agy	A-1+	P-1	313384HR3	250,000,000	247,559,028	248,892,500	0	4.931
FHLB DN	0.000	7/3/2023	Agy	A-1+	P-1	313384HR3	100,000,000	99,023,611	99,557,000	0	4.931
FHLB DN	0.000	7/3/2023	Agy	A-1+	P-1	313384HR3	166,500,000	164,874,313	165,762,405	0	4.931
FHLB DN	0.000	7/3/2023	Agy	A-1+	P-1	313384HR3	50,350,000	49,894,584	50,126,950	0	5.042
FNMA DN	0.000	7/3/2023	Agy	A-1+	P-1	313588HR9	42,645,000	42,299,599	42,451,818	0	4.954
John Deere	0.700	7/5/2023	Corp	A	A2	24422EVH9	10,000,000	9,997,520	9,954,500	28,389	0.727
U.S. Treasury Bill	0.000	7/5/2023	Tsy	A-1+	P-1	912797FR3	57,476,000	56,983,207	57,212,185	0	5.247
Koch Industries	0.000	7/6/2023	CP	A-1+	P-1	50000EU69	50,000,000	49,699,583	49,744,500	0	5.326
Caterpillar	0.650	7/7/2023	Corp	A	A2	14913R2D8	10,000,000	9,998,246	9,952,600	26,000	0.669
Koch Industries	0.000	7/10/2023	CP	A-1+	P-1	50000EUA0	47,885,000	47,526,168	47,612,747	0	5.272
Koch Industries	0.000	7/11/2023	CP	A-1+	P-1	50000EUB8	58,000,000	57,610,031	57,661,928	0	5.330
FHLB DN	0.000	7/11/2023	Agy	A-1+	P-1	313384HZ5	59,156,000	58,832,277	58,828,867	0	4.967
Koch Industries	0.000	7/12/2023	CP	A-1+	P-1	50000EUC6	63,237,000	62,692,670	62,859,265	0	5.267
FHLB DN	0.000	7/12/2023	Agy	A-1+	P-1	313384JA8	113,734,000	112,570,596	113,089,128	0	5.099
Koch Industries	0.000	7/13/2023	CP	A-1+	P-1	50000EUD4	30,949,000	30,699,577	30,759,656	0	5.275
Koch Industries	0.000	7/19/2023	CP	A-1+	P-1	50000EUK8	22,734,000	22,550,063	22,575,198	0	5.296
Koch Industries	0.000	7/25/2023	CP	A-1+	P-1	50000EUR3	48,525,000	48,134,751	48,143,796	0	5.358
Koch Industries	0.000	7/26/2023	CP	A-1+	P-1	50000EUS1	35,052,000	34,746,123	34,771,576	0	5.341
M & T Corp	3.550	7/26/2023	Corp	BBB+	A3	55261FAJ3	10,000,000	9,998,473	9,952,000	123,264	3.566
Koch Industries	0.000	7/27/2023	CP	A-1+	P-1	50000EUT9	77,107,000	76,399,672	76,478,867	0	5.353
U.S. Treasury Note	2.750	7/31/2023	Tsy	AA+	Aaa	912828Y61	60,000,000	59,948,626	59,746,200	551,519	2.837
U.S. Treasury Note	2.750	7/31/2023	Tsy	AA+	Aaa	912828Y61	30,000,000	29,979,761	29,873,100	275,760	2.818

\*MV w/o Accrued includes the Bank of New York Mellon accrued interest for treasury bills, discount notes, and commercial paper. Original Cost does not include accrued interest.



**Portfolio: Core 9218-1 (Cont.)**

Issuer	Coupon	Maturity	Type	S&P	Moody's	CUSIP	Par Value	Original Cost	MV w/o Accrued*	Accr Income	Yld Mat
Chevron	0.426	8/11/2023	Corp	AA-	Aa2	166756AJ5	10,000,000	10,000,000	9,921,700	13,017	0.426
U.S. Treasury Note	2.750	8/31/2023	Tsy	AA+	Aaa	9128284X5	150,000,000	150,024,650	149,050,500	1,042,459	2.733
U.S. Treasury Note	0.125	8/31/2023	Tsy	AA+	Aaa	91282CCU3	25,000,000	24,280,222	24,672,750	7,897	3.071
FNMA Note	2.875	9/12/2023	Agy	AA+	Aaa	3135G0U43	40,000,000	39,972,226	39,728,800	252,361	2.949
Unilever	0.375	9/14/2023	Corp	A+	A1	904764BJ5	5,000,000	4,997,961	4,929,850	4,010	0.418
Gilead Sciences	0.750	9/29/2023	Corp	BBB+	A3	375558BW2	7,500,000	7,499,127	7,381,725	9,688	0.762
U.S. Treasury Note	2.875	9/30/2023	Tsy	AA+	Aaa	9128285D8	35,000,000	34,978,125	34,721,050	170,458	2.939
U.S. Treasury Note	2.875	9/30/2023	Tsy	AA+	Aaa	9128285D8	25,000,000	24,981,816	24,800,750	121,755	2.949
John Deere	3.650	10/12/2023	Corp	A	A2	24422EUM9	10,000,000	9,999,659	9,930,000	49,681	3.652
U.S. Treasury Note	2.875	10/31/2023	Tsy	AA+	Aaa	9128285K2	50,000,000	49,951,306	49,511,500	125,000	2.975
U.S. Treasury Note	1.625	10/31/2023	Tsy	AA+	Aaa	912828T91	150,000,000	150,999,457	147,715,500	211,957	0.952
American Express	0.750	11/3/2023	Corp	BBB+	A2	025816CK3	15,000,000	14,999,249	14,704,650	8,750	0.755
U.S. Treasury Note	2.875	11/30/2023	Tsy	AA+	Aaa	9128285P1	80,000,000	80,023,776	79,068,800	6,284	2.845
U.S. Treasury Note	2.125	11/30/2023	Tsy	AA+	Aaa	912828U57	80,000,000	80,111,908	78,744,000	4,645	1.983
Truist Financial Corp	3.750	12/6/2023	Corp	A-	A3	05531FBF9	15,000,000	14,995,688	14,827,500	273,438	3.779
Natl Securities Clearing	0.400	12/7/2023	Corp	AA+	Aaa	637639AC9	10,000,000	9,996,100	9,741,900	19,333	0.442
U.S. Treasury Bill	0.000	12/28/2023	Tsy	A-1+	P-1	912796ZN2	15,000,000	14,326,048	14,604,450	0	5.200
U.S. Treasury Note	2.625	12/31/2023	Tsy	AA+	Aaa	9128285U0	55,000,000	55,031,470	54,164,550	606,215	2.567
U.S. Treasury Note	2.625	12/31/2023	Tsy	AA+	Aaa	9128285U0	60,000,000	60,047,990	59,088,600	661,326	2.544
Toyota	3.350	1/8/2024	Corp	A+	A1	89236TFS9	10,000,000	9,999,495	9,876,500	133,069	3.354
John Deere	3.450	1/10/2024	Corp	A	A2	24422EUR8	10,000,000	9,999,831	9,900,300	135,125	3.450
Toyota	0.450	1/11/2024	Corp	A+	A1	89236THU2	15,000,000	14,999,717	14,558,250	26,250	0.452
IADB Note	2.625	1/16/2024	Supra	AAA	Aaa	4581X0DF2	25,000,000	24,974,413	24,589,000	246,094	2.733
Citibank	3.650	1/23/2024	Corp	A+	Aa3	17325FAS7	10,000,000	9,997,340	9,879,300	129,778	3.677
IFC Note	0.910	1/26/2024	Supra	AAA	Aaa	45950VRB4	55,000,000	55,000,000	53,583,750	173,785	0.910
U.S. Treasury Note	2.500	1/31/2024	Tsy	AA+	Aaa	9128285Z9	40,000,000	40,020,313	39,281,200	334,254	2.448
U.S. Treasury Note	0.875	1/31/2024	Tsy	AA+	Aaa	91282CDV0	60,000,000	59,872,538	58,272,600	175,483	1.089
3M Company	3.250	2/14/2024	Corp	A	A1	88579YBB6	10,000,000	10,022,629	9,864,500	96,597	3.008
U.S. Treasury Bill	0.000	2/22/2024	Tsy	A-1+	P-1	912796Z28	41,500,000	39,894,348	40,023,015	0	4.363
FHLB Note	2.125	2/28/2024	Agy	AA+	Aaa	3130ARHG9	10,000,000	9,994,078	9,769,100	54,896	2.185
U.S. Treasury Note	2.375	2/29/2024	Tsy	AA+	Aaa	9128286G0	100,000,000	99,864,548	97,902,000	600,204	2.513
John Deere	2.600	3/7/2024	Corp	A	A2	24422EUX5	10,000,000	9,996,640	9,782,600	60,667	2.636
Charles Schwab	0.750	3/18/2024	Corp	A-	A2	808513BN4	10,000,000	9,998,394	9,596,900	15,208	0.767
Toyota	2.500	3/22/2024	Corp	A+	A1	89236TJX4	10,000,000	9,996,978	9,775,800	47,917	2.531
Northwestern Mutual	0.600	3/25/2024	Corp	AA+	Aaa	66815L2B4	20,000,000	19,999,803	19,244,600	22,000	0.601
U.S. Treasury Note	2.125	3/31/2024	Tsy	AA+	Aaa	912828W71	75,000,000	74,917,789	73,098,750	269,980	2.236

\*MV w/o Accrued includes the Bank of New York Mellon accrued interest for treasury bills, discount notes, and commercial paper. Original Cost does not include accrued interest.

**Portfolio: Core 9218-1 (Cont.)**

Issuer	Coupon	Maturity	Type	S&P	Moody's	CUSIP	Par Value	Original Cost	MV w/o Accrued*	Accr Income	Yld Mat
U.S. Treasury Note	2.125	3/31/2024	Tsy	AA+	Aaa	912828W71	20,000,000	19,964,434	19,493,000	71,995	2.306
U.S. Treasury Note	2.250	3/31/2024	Tsy	AA+	Aaa	91282CEG2	20,000,000	19,990,599	19,513,200	76,230	2.298
U.S. Treasury Note	2.250	4/30/2024	Tsy	AA+	Aaa	9128286R6	40,000,000	39,982,996	38,926,400	78,261	2.293
U.S. Treasury Note	2.000	4/30/2024	Tsy	AA+	Aaa	912828X70	25,000,000	25,000,601	24,272,500	43,478	1.998
U.S. Treasury Note	2.000	4/30/2024	Tsy	AA+	Aaa	912828X70	35,000,000	35,405,823	33,981,500	60,870	0.840
U.S. Treasury Note	2.500	4/30/2024	Tsy	AA+	Aaa	91282CEK3	75,000,000	74,843,236	73,163,250	163,043	2.712
American Express	3.375	5/3/2024	Corp	BBB+	A2	025816CV9	10,000,000	9,999,539	9,805,700	26,250	3.378
Amazon	0.450	5/12/2024	Corp	AA	A1	023135BW5	10,000,000	9,995,390	9,546,600	2,375	0.499
IBM	3.000	5/15/2024	Corp	A-	A3	459200JY8	15,000,000	14,989,049	14,651,250	20,000	3.077
UnitedHealth Group	0.550	5/15/2024	Corp	A+	A3	91324PEB4	10,000,000	9,996,675	9,553,100	2,444	0.585
U.S. Treasury Note	0.250	5/15/2024	Tsy	AA+	Aaa	91282CCC3	50,000,000	49,963,659	47,693,500	5,774	0.326
FFCB Note	2.625	5/16/2024	Agy	AA+	Aaa	3133ENWP1	10,000,000	9,993,531	9,759,600	10,938	2.693
Caterpillar	2.850	5/17/2024	Corp	A	A2	14913Q2V0	10,000,000	9,995,906	9,763,700	11,083	2.893
U.S. Treasury Note	2.000	5/31/2024	Tsy	AA+	Aaa	912828XT2	80,000,000	80,016,931	77,506,400	4,372	1.979
U.S. Treasury Note	2.000	5/31/2024	Tsy	AA+	Aaa	912828XT2	20,000,000	20,022,116	19,376,600	1,093	1.888
U.S. Treasury Note	2.500	5/31/2024	Tsy	AA+	Aaa	91282CER8	95,000,000	94,793,643	92,510,050	6,489	2.722
<b>Total</b>		<b>0.231</b>					<b>6,749,917,640</b>	<b>6,697,609,960</b>	<b>6,694,666,157</b>	<b>9,406,494</b>	<b>4.181</b>

**Portfolio: Reserve 9218-2**

**Date: 5/31/23**

Issuer	Coupon	Maturity	Type	S&P	Moody's	CUSIP	Par Value	Original Cost	MV w/o Accrued*	Accr Income	Yld Mat
Bk of New York Mellon - Sweep	4.950	6/1/2023	MMF	AAAm	Aaa-mf		500,050	500,050	500,050	2,079	5.019
Honda ABS	1.610	4/22/2024	ABS	NR	Aaa	43813RAC1	577,215	577,102	575,928	258	1.625
Bank of America	0.523	6/14/2024	Corp	A-	A1	06051GJY6	10,000,000	10,000,000	9,979,200	24,261	0.523
Nvidia	0.584	6/14/2024	Corp	A	A2	67066GAL8	15,000,000	15,000,000	14,289,450	40,637	0.584
FHLB Note	2.750	6/28/2024	Agy	AA+	Aaa	3130ASDS5	20,000,000	19,953,600	19,521,000	233,750	2.867
U.S. Treasury Note	2.000	6/30/2024	Tsy	AA+	Aaa	912828XX3	80,000,000	80,656,250	77,372,000	671,823	1.825
U.S. Treasury Note	1.750	7/31/2024	Tsy	AA+	Aaa	912828Y87	70,000,000	71,123,828	67,410,700	409,461	1.410
Truist Financial Corp	2.500	8/1/2024	Corp	A-	A3	05531FBH5	10,000,000	10,101,000	9,599,000	83,333	2.282
BMW	0.750	8/12/2024	Corp	A	A2	05565EBU8	7,000,000	6,999,370	6,641,040	15,896	0.753
PACCAR	2.150	8/15/2024	Corp	A+	A1	69371RQ25	15,000,000	14,966,850	14,477,250	94,958	2.197
U.S. Treasury Note	0.375	8/15/2024	Tsy	AA+	Aaa	91282CCT6	25,000,000	24,978,516	23,659,250	27,452	0.404
Exxon Mobil	2.019	8/16/2024	Corp	AA-	Aa2	30231GBC5	10,000,000	10,000,000	9,668,600	58,888	2.019
U.S. Treasury Note	1.875	8/31/2024	Tsy	AA+	Aaa	9128282U3	70,000,000	71,520,313	67,393,900	331,692	1.423

\*MV w/o Accrued includes the Bank of New York Mellon accrued interest for treasury bills, discount notes, and commercial paper. Original Cost does not include accrued interest.

**Portfolio: Reserve 9218-2 (Cont.)**

Issuer	Coupon	Maturity	Type	S&P	Moody's	CUSIP	Par Value	Original Cost	MV w/o Accrued*	Accr Income	Yld Mat
U.S. Treasury Note	1.875	8/31/2024	Tsy	AA+	Aaa	9128282U3	40,000,000	40,589,063	38,510,800	189,538	1.557
Coca Cola	1.750	9/6/2024	Corp	A+	A1	191216CL2	10,000,000	9,981,900	9,662,900	41,319	1.788
Apple	1.800	9/11/2024	Corp	AA+	Aaa	037833DM9	10,000,000	9,977,200	9,651,800	40,000	1.848
Apple	1.800	9/11/2024	Corp	AA+	Aaa	037833DM9	10,000,000	10,356,600	9,651,800	40,000	0.621
FHLB Note	3.500	9/13/2024	Agy	AA+	Aaa	3130AT6G7	20,000,000	19,985,760	19,637,200	151,667	3.536
U.S. Treasury Note	0.375	9/15/2024	Tsy	AA+	Aaa	91282CCX7	40,000,000	39,823,438	37,754,800	31,793	0.526
Toyota	4.400	9/20/2024	Corp	A+	A1	89236TKG9	15,000,000	14,999,400	14,881,650	130,167	4.402
IADB Note	0.500	9/23/2024	Supra	AAA	Aaa	4581X0DZ8	20,000,000	19,985,200	18,892,000	18,889	0.525
FFCB Note	4.250	9/26/2024	Agy	AA+	Aaa	3133ENP79	20,000,000	19,998,400	19,828,400	153,472	4.254
U.S. Treasury Note	2.125	9/30/2024	Tsy	AA+	Aaa	9128282Y5	75,000,000	76,989,258	72,354,750	269,980	1.571
U.S. Treasury Note	1.500	9/30/2024	Tsy	AA+	Aaa	912828YH7	25,000,000	24,939,453	23,921,000	63,525	1.551
U.S. Treasury Note	2.125	9/30/2024	Tsy	AA+	Aaa	9128282Y5	50,000,000	51,279,297	48,236,500	179,986	1.581
U.S. Treasury Note	4.250	9/30/2024	Tsy	AA+	Aaa	91282CFN6	20,000,000	20,041,406	19,832,800	143,989	4.140
FHLB Note	4.500	10/3/2024	Agy	AA+	Aaa	3130ATT31	20,000,000	19,978,200	19,900,600	145,000	4.739
Toyota	2.000	10/7/2024	Corp	A+	A1	89236TGL3	10,000,000	9,991,000	9,609,400	30,000	2.019
FNMA Note	1.625	10/15/2024	Agy	AA+	Aaa	3135G0W66	10,000,000	9,982,900	9,581,500	20,764	1.661
FNMA Note	1.625	10/15/2024	Agy	AA+	Aaa	3135G0W66	20,000,000	19,965,800	19,163,000	41,528	1.661
UnitedHealth Group	5.000	10/15/2024	Corp	A+	A3	91324PEM0	7,000,000	6,996,920	7,012,530	44,722	5.025
IFC Note	1.375	10/16/2024	Supra	AAA	Aaa	45950KCR9	10,000,000	9,970,700	9,543,200	17,188	1.436
Goldman Sachs	0.925	10/21/2024	Corp	BBB+	A2	38141GYL2	15,000,000	15,017,505	14,696,400	15,417	0.885
U.S. Treasury Note	1.500	10/31/2024	Tsy	AA+	Aaa	912828YM6	75,000,000	74,540,039	71,631,000	97,826	1.630
U.S. Treasury Note	4.375	10/31/2024	Tsy	AA+	Aaa	91282CFQ9	20,000,000	19,960,156	19,872,600	76,087	4.480
Honeywell	4.850	11/1/2024	Corp	A	A2	438516CH7	15,000,000	14,997,450	15,022,800	60,625	4.859
Caterpillar	2.150	11/8/2024	Corp	A	A2	14913Q3B3	10,000,000	9,990,600	9,615,000	13,736	2.170
Philip Morris	5.125	11/15/2024	Corp	A-	A2	718172CT4	10,000,000	9,987,900	10,006,900	22,778	5.190
Amazon	4.700	11/29/2024	Corp	AA	A1	023135CM6	20,000,000	19,986,600	20,004,200	5,222	4.736
U.S. Treasury Note	1.500	11/30/2024	Tsy	AA+	Aaa	912828YV6	100,000,000	99,414,063	95,332,000	4,098	1.623
Truist Bank	2.150	12/6/2024	Corp	A	A2	07330NAT2	10,000,000	9,983,000	9,393,200	104,514	2.186
U.S. Treasury Note	1.750	12/31/2024	Tsy	AA+	Aaa	912828YY0	120,000,000	120,342,188	114,642,000	881,768	1.690
U.S. Treasury Note	4.250	12/31/2024	Tsy	AA+	Aaa	91282CGD7	20,000,000	19,933,594	19,856,200	356,906	4.426
FFCB Note	1.125	1/6/2025	Agy	AA+	Aaa	3133ENKS8	10,000,000	9,977,500	9,458,000	45,313	1.202
FFCB Note	1.125	1/6/2025	Agy	AA+	Aaa	3133ENKS8	10,000,000	9,977,500	9,458,000	45,313	1.202
FNMA Note	1.625	1/7/2025	Agy	AA+	Aaa	3135G0X24	35,000,000	34,888,350	33,360,950	227,500	1.692
John Deere	1.250	1/10/2025	Corp	A	A2	24422EVY2	15,000,000	14,992,950	14,174,250	73,438	1.266
Toyota	4.800	1/10/2025	Corp	A+	A1	89236TKN4	15,000,000	14,993,550	14,994,450	278,000	4.823
American Honda	1.500	1/13/2025	Corp	A-	A3	02665WEA5	20,000,000	19,984,200	18,915,800	115,000	1.527

\*MV w/o Accrued includes the Bank of New York Mellon accrued interest for treasury bills, discount notes, and commercial paper. Original Cost does not include accrued interest.

**Portfolio: Reserve 9218-2 (Cont.)**

Issuer	Coupon	Maturity	Type	S&P	Moody's	CUSIP	Par Value	Original Cost	MV w/o Accrued*	Accr Income	Yld Mat
Toyota	1.450	1/13/2025	Corp	A+	A1	89236TJT3	20,000,000	19,973,200	18,924,800	111,167	1.496
Caterpillar	4.900	1/17/2025	Corp	A	A2	14913R2Y2	15,000,000	14,991,600	15,008,250	273,583	4.931
US Bank	2.050	1/21/2025	Corp	A+	A2	90331HPL1	15,000,000	14,968,050	14,177,250	111,042	2.095
Goldman Sachs	1.757	1/24/2025	Corp	BBB+	A2	38141GZH0	10,000,000	10,000,000	9,718,600	61,983	0.509
U.S. Treasury Note	1.375	1/31/2025	Tsy	AA+	Aaa	912828Z52	25,000,000	24,940,430	23,706,000	114,900	1.425
U.S. Treasury Note	1.375	1/31/2025	Tsy	AA+	Aaa	912828Z52	50,000,000	50,984,375	47,412,000	229,800	0.964
U.S. Treasury Note	1.375	1/31/2025	Tsy	AA+	Aaa	912828Z52	40,000,000	41,970,313	37,929,600	183,840	0.329
Adobe	1.900	2/1/2025	Corp	A+	A2	00724PAB5	5,000,000	4,989,350	4,772,700	31,667	1.945
FHLMC Note	1.500	2/12/2025	Agy	AA+	Aaa	3137EAEP0	15,000,000	14,988,450	14,246,550	68,125	1.516
Toyota	1.800	2/13/2025	Corp	A+	A1	89236TGT6	10,000,000	9,993,300	9,504,700	54,000	1.814
FFCB Note	1.750	2/14/2025	Agy	AA+	Aaa	3133ENPG9	12,000,000	11,967,960	11,435,040	62,417	1.842
Ford ABS	3.440	2/15/2025	ABS	NR	Aaa	34534LAB3	5,751,660	5,751,333	5,705,704	8,794	3.469
WW Grainger	1.850	2/15/2025	Corp	A+	A2	384802AE4	5,000,000	4,986,100	4,761,200	27,236	1.909
U.S. Treasury Note	1.500	2/15/2025	Tsy	AA+	Aaa	91282CDZ1	25,000,000	24,898,438	23,735,250	109,807	1.641
JPMorgan Chase & Co	0.563	2/16/2025	Corp	A-	A1	46647PBY1	12,500,000	12,500,000	12,047,000	20,526	0.563
FHLB Note	5.000	2/28/2025	Agy	AA+	Aaa	3130AV7L0	15,000,000	14,980,200	15,097,800	183,333	5.071
U.S. Treasury Note	1.125	2/28/2025	Tsy	AA+	Aaa	912828ZC7	80,000,000	82,993,750	75,409,600	227,446	0.356
American Express	2.250	3/4/2025	Corp	BBB+	A2	025816CQ0	10,000,000	9,989,900	9,497,300	54,375	2.285
IBRD Note	0.750	3/11/2025	Supra	AAA	Aaa	459058JA2	20,000,000	19,885,800	18,701,000	33,333	0.867
Texas Instrument	1.375	3/12/2025	Corp	A+	Aa3	882508BH6	10,000,000	9,985,100	9,441,900	30,174	1.406
U.S. Treasury Note	0.500	3/31/2025	Tsy	AA+	Aaa	912828ZF0	100,000,000	101,203,125	93,020,000	84,699	0.236
U.S. Treasury Note	2.625	3/31/2025	Tsy	AA+	Aaa	9128284F4	25,000,000	25,106,445	24,178,750	111,168	2.477
Amazon	3.000	4/13/2025	Corp	AA	A1	023135CE4	25,000,000	24,960,250	24,321,750	100,000	3.056
Ford ABS	4.520	4/15/2025	ABS	AAA	Aaa	34535AAB6	8,088,041	8,087,742	8,047,763	16,248	4.566
U.S. Treasury Note	2.625	4/15/2025	Tsy	AA+	Aaa	91282CEH0	50,000,000	49,675,781	48,328,000	168,545	2.855
FNMA Note	0.625	4/22/2025	Agy	AA+	Aaa	3135G03U5	20,000,000	19,958,800	18,604,000	13,542	0.667
Bank of America	0.976	4/22/2025	Corp	A-	A1	06051GJR1	15,000,000	15,000,000	14,367,900	15,860	0.976
Bank of America	3.841	4/25/2025	Corp	A-	A1	06051GKS7	10,000,000	10,000,000	9,829,900	38,410	3.841
Bank of New York Mellon	3.350	4/25/2025	Corp	A	A1	06406RBC0	20,000,000	19,997,200	19,265,800	67,000	3.355
Citigroup	0.981	5/1/2025	Corp	BBB+	A3	172967MX6	10,000,000	10,000,000	9,546,200	8,175	0.981
Philip Morris	1.500	5/1/2025	Corp	A-	A2	718172CN7	5,000,000	4,975,600	4,682,400	6,250	1.602
Apple	1.125	5/11/2025	Corp	AA+	Aaa	037833DT4	5,000,000	4,991,050	4,685,650	3,125	1.162
Caterpillar	3.400	5/13/2025	Corp	A	A2	14913R2V8	15,000,000	14,980,950	14,624,100	25,500	3.445
TVA Note	0.750	5/15/2025	Agy	AA+	Aaa	880591EW8	10,000,000	9,970,600	9,281,300	3,333	0.810
U.S. Treasury Note	2.750	5/15/2025	Tsy	AA+	Aaa	91282CEQ0	185,000,000	184,103,906	179,161,400	235,020	2.923
U.S. Treasury Note	2.125	5/15/2025	Tsy	AA+	Aaa	912828XB1	30,000,000	30,775,106	28,704,000	29,450	1.605

\*MV w/o Accrued includes the Bank of New York Mellon accrued interest for treasury bills, discount notes, and commercial paper. Original Cost does not include accrued interest.

**Portfolio: Reserve 9218-2 (Cont.)**

Issuer	Coupon	Maturity	Type	S&P	Moody's	CUSIP	Par Value	Original Cost	MV w/o Accrued*	Accr Income	Yld Mat
U.S. Treasury Note	2.125	5/15/2025	Tsy	AA+	Aaa	912828XB1	45,000,000	46,126,555	43,056,000	44,175	1.606
Pfizer	4.650	5/19/2025	Corp	A+	A1	716973AA0	15,000,000	14,991,450	14,969,850	23,250	4.680
Intercontinental Exg	3.650	5/23/2025	Corp	A-	A3	45866FAT1	7,000,000	6,992,300	6,903,413	5,678	3.689
Citigroup	4.140	5/24/2025	Corp	BBB+	A3	172967NQ0	10,000,000	10,000,000	9,842,200	8,050	4.140
Morgan Stanley	0.790	5/30/2025	Corp	A-	A1	61747YEA9	12,000,000	12,000,000	11,374,200	263	0.705
U.S. Treasury Note	4.250	5/31/2025	Tsy	AA+	Aaa	91282CHD6	50,000,000	49,837,891	49,867,000	5,806	4.421
JPMorgan Chase & Co	0.824	6/1/2025	Corp	A-	A1	46647PCH7	10,000,000	10,000,000	9,501,100	41,200	0.824
Amazon	0.800	6/3/2025	Corp	AA	A1	023135BQ8	10,000,000	9,996,100	9,290,600	39,556	0.808
U.S. Treasury Note	2.875	6/15/2025	Tsy	AA+	Aaa	91282CEU1	45,000,000	44,806,641	43,674,750	597,115	3.028
Toyota	3.950	6/30/2025	Corp	A+	A1	89236TKC8	15,000,000	14,985,750	14,761,350	248,521	3.984
IBM	4.000	7/27/2025	Corp	A-	A3	459200KS9	20,000,000	20,000,000	19,704,600	275,556	4.000
American Express	3.950	8/1/2025	Corp	BBB+	A2	025816CY3	12,000,000	11,988,000	11,709,960	158,000	3.986
Caterpillar	3.650	8/12/2025	Corp	A	A2	14913R2Z9	15,000,000	14,981,850	14,655,750	165,771	3.693
Chevron	0.687	8/12/2025	Corp	AA-	Aa2	166756AE6	10,000,000	10,000,000	9,201,200	20,801	0.687
U.S. Treasury Note	3.125	8/15/2025	Tsy	AA+	Aaa	91282CFE6	40,000,000	39,635,938	39,006,400	366,022	3.451
U.S. Treasury Note	2.000	8/15/2025	Tsy	AA+	Aaa	912828K74	60,000,000	61,096,573	57,103,200	351,381	1.620
U.S. Treasury Note	2.000	8/15/2025	Tsy	AA+	Aaa	912828K74	30,000,000	30,539,934	28,551,600	175,691	1.621
U.S. Treasury Note	2.000	8/15/2025	Tsy	AA+	Aaa	912828K74	5,000,000	5,147,532	4,758,600	29,282	1.382
U.S. Treasury Note	2.000	8/15/2025	Tsy	AA+	Aaa	912828K74	30,000,000	32,274,623	28,551,600	175,691	0.451
Apple	0.550	8/20/2025	Corp	AA+	Aaa	037833DX5	15,000,000	14,964,600	13,800,150	23,146	0.598
Home Depot	4.000	9/15/2025	Corp	A	A2	437076CR1	10,000,000	9,996,400	9,867,000	84,444	4.013
IFC Note	3.626	9/15/2025	Supra	AAA	Aaa	45950KDA5	16,000,000	15,993,760	15,777,920	122,478	3.639
U.S. Treasury Note	3.500	9/15/2025	Tsy	AA+	Aaa	91282CFK2	40,000,000	39,271,875	39,334,400	296,739	4.161
GM ABS	3.500	9/16/2025	ABS	NR	Aaa	36265WAB9	10,946,902	10,946,853	10,826,596	15,964	3.526
UnitedHealth Group	5.150	10/15/2025	Corp	A+	A3	91324PEN8	7,000,000	6,999,370	7,092,610	46,064	5.154
U.S. Treasury Note	4.250	10/15/2025	Tsy	AA+	Aaa	91282CFP1	50,000,000	49,751,953	49,996,000	272,883	4.430
Morgan Stanley	0.864	10/21/2025	Corp	A-	A1	6174468R3	10,000,000	10,000,000	9,304,900	9,600	0.864
Morgan Stanley	1.164	10/21/2025	Corp	A-	A1	61747YEG6	10,000,000	10,000,000	9,340,700	12,933	1.162
IBRD Note	0.500	10/28/2025	Supra	AAA	Aaa	459058JL8	25,000,000	24,971,750	22,878,250	11,458	0.523
Procter & Gamble	0.550	10/29/2025	Corp	AA-	Aa3	742718FL8	15,000,000	14,975,700	13,703,250	7,333	0.583
Comcast	5.250	11/7/2025	Corp	A-	A3	20030NDZ1	5,000,000	4,998,650	5,062,700	17,500	5.260
Bristol-Myers Squibb	0.750	11/13/2025	Corp	A+	A2	110122DN5	10,000,000	9,983,800	9,145,600	3,750	0.783
U.S. Treasury Note	4.500	11/15/2025	Tsy	AA+	Aaa	91282CFW6	10,000,000	10,052,734	10,066,000	20,788	4.307
GM ABS	4.600	11/17/2025	ABS	AAA	NR	36265QAB2	9,363,880	9,363,036	9,308,539	17,947	4.650
M&T Trust	5.400	11/21/2025	Corp	A-	A3	55279HAT7	20,000,000	19,988,000	19,476,000	30,000	5.422
Amazon	4.600	12/1/2025	Corp	AA	A1	023135CN4	25,000,000	24,998,500	25,080,500	575,000	4.602

\*MV w/o Accrued includes the Bank of New York Mellon accrued interest for treasury bills, discount notes, and commercial paper. Original Cost does not include accrued interest.

**Portfolio: Reserve 9218-2 (Cont.)**

Issuer	Coupon	Maturity	Type	S&P	Moody's	CUSIP	Par Value	Original Cost	MV w/o Accrued*	Accr Income	Yld Mat
Natl Securities Clearing	0.750	12/7/2025	Corp	AA+	Aaa	637639AE5	15,000,000	14,951,550	13,477,350	54,375	0.816
U.S. Treasury Note	4.000	12/15/2025	Tsy	AA+	Aaa	91282CGA3	25,000,000	24,839,844	24,901,500	461,538	4.233
Toyota ABS	0.430	1/15/2026	ABS	AAA	Aaa	89239BAC5	13,657,309	13,656,221	13,096,404	2,610	0.434
Toyota ABS	5.270	1/15/2026	ABS	NR	Aaa	89239HAB4	6,500,000	6,499,928	6,477,965	15,224	5.329
Honda ABS	0.880	1/21/2026	ABS	NR	Aaa	43815GAC3	8,000,000	7,998,314	7,650,400	1,956	0.892
Citigroup	2.014	1/25/2026	Corp	BBB+	A3	17327CAN3	10,000,000	10,000,000	9,406,800	70,490	2.014
Bank of New York Mellon	0.750	1/28/2026	Corp	A	A1	06406RAQ0	20,000,000	19,957,000	17,971,600	51,250	0.794
Apple	0.700	2/8/2026	Corp	AA+	Aaa	037833EB2	20,000,000	19,955,000	18,191,400	43,944	0.746
Intel	4.875	2/10/2026	Corp	A	A2	458140CD0	10,000,000	10,000,000	10,060,000	150,313	4.875
U.S. Treasury Note	1.625	2/15/2026	Tsy	AA+	Aaa	912828P46	70,000,000	74,364,953	65,567,600	333,080	0.414
U.S. Treasury Note	1.625	2/15/2026	Tsy	AA+	Aaa	912828P46	30,000,000	31,840,220	28,100,400	142,749	0.414
U.S. Treasury Note	1.625	2/15/2026	Tsy	AA+	Aaa	912828P46	25,000,000	26,419,372	23,417,000	118,957	0.485
U.S. Treasury Note	1.625	2/15/2026	Tsy	AA+	Aaa	912828P46	25,000,000	26,468,262	23,417,000	118,957	0.447
U.S. Treasury Note	1.625	2/15/2026	Tsy	AA+	Aaa	912828P46	25,000,000	26,469,461	23,417,000	118,957	0.446
Union Pacific	4.750	2/21/2026	Corp	A-	A3	907818GE2	7,000,000	6,995,380	7,029,190	92,361	4.774
JPMorgan Chase & Co	2.595	2/24/2026	Corp	A-	A1	46647PCV6	20,000,000	20,000,000	19,041,400	139,842	2.595
Caterpillar	0.900	3/2/2026	Corp	A	A2	14913R2K2	25,000,000	24,942,750	22,619,750	55,625	0.946
Colgate-Palmolive	4.800	3/2/2026	Corp	AA-	Aa3	194162AQ6	10,000,000	9,988,400	10,156,700	120,000	4.837
FHLB Note	4.500	3/13/2026	Agy	AA+	Aaa	3130AV6J6	30,000,000	30,444,300	30,203,700	337,500	3.474
U.S. Treasury Note	4.625	3/15/2026	Tsy	AA+	Aaa	91282CGR6	50,000,000	51,003,906	50,719,000	490,149	3.897
GM ABS	5.190	3/16/2026	ABS	NR	Aaa	38013JAB9	7,500,000	7,499,410	7,469,325	16,219	5.252
U.S. Treasury Note	0.750	3/31/2026	Tsy	AA+	Aaa	91282CBT7	30,000,000	29,689,453	27,387,900	38,115	0.963
Toyota ABS	0.710	4/15/2026	ABS	AAA	NR	89238JAC9	7,000,000	6,999,851	6,692,350	2,209	0.712
JPMorgan Chase & Co	4.080	4/26/2026	Corp	A-	A1	46647PCZ7	20,000,000	20,000,000	19,578,000	79,333	4.080
U.S. Treasury Note	0.750	4/30/2026	Tsy	AA+	Aaa	91282CBW0	60,000,000	59,683,594	54,597,600	39,130	0.858
Amazon	1.000	5/12/2026	Corp	AA	A1	023135BX3	20,000,000	19,913,600	18,141,800	10,556	1.089
Charles Schwab	1.150	5/13/2026	Corp	A-	A2	808513BR5	25,000,000	24,942,000	21,937,500	14,375	1.198
UnitedHealth Group	1.150	5/15/2026	Corp	A+	A3	91324PEC2	10,000,000	9,982,600	9,107,300	5,111	1.186
State Street	5.104	5/18/2026	Corp	A	A1	857477CB7	10,000,000	10,000,000	9,969,200	18,431	5.104
Toyota	4.450	5/18/2026	Corp	A+	A1	89236TKT1	20,000,000	19,988,400	19,868,800	32,139	4.471
Pfizer	4.450	5/19/2026	Corp	A+	A1	716973AB8	20,000,000	19,976,600	19,901,200	29,667	4.492
U.S. Treasury Note	0.750	5/31/2026	Tsy	AA+	Aaa	91282CCF6	30,000,000	29,928,516	27,240,300	615	0.799
U.S. Treasury Note	0.750	5/31/2026	Tsy	AA+	Aaa	91282CCF6	30,000,000	29,916,797	27,240,300	615	0.807
U.S. Treasury Note	2.125	5/31/2026	Tsy	AA+	Aaa	9128286X3	50,000,000	51,146,013	47,318,500	2,903	1.668
U.S. Treasury Note	2.125	5/31/2026	Tsy	AA+	Aaa	9128286X3	35,000,000	35,775,887	33,122,950	2,032	1.668
U.S. Treasury Note	2.125	5/31/2026	Tsy	AA+	Aaa	9128286X3	5,000,000	5,109,170	4,731,850	290	1.669

\*MV w/o Accrued includes the Bank of New York Mellon accrued interest for treasury bills, discount notes, and commercial paper. Original Cost does not include accrued interest.

**Portfolio: Reserve 9218-2 (Cont.)**

Issuer	Coupon	Maturity	Type	S&P	Moody's	CUSIP	Par Value	Original Cost	MV w/o Accrued*	Accr Income	Yld Mat
U.S. Treasury Note	2.125	5/31/2026	Tsy	AA+	Aaa	9128286X3	31,000,000	33,566,440	29,337,470	1,800	0.451
Mercedes ABS	0.460	6/15/2026	ABS	AAA	Aaa	58772WAC7	12,402,580	12,400,958	11,904,368	2,536	0.466
GM ABS	0.480	6/16/2026	ABS	AAA	NR	380140AC7	8,882,763	8,882,214	8,515,461	1,777	0.483
John Deere	1.050	6/17/2026	Corp	A	A2	24422EVR7	10,000,000	9,983,500	9,050,600	47,833	1.084
Toyota	1.125	6/18/2026	Corp	A+	A1	89236TJK2	10,000,000	9,995,600	9,002,800	50,938	1.134
Toyota	1.125	6/18/2026	Corp	A+	A1	89236TJK2	12,000,000	11,973,360	10,803,360	61,125	1.173
U.S. Treasury Note	0.875	6/30/2026	Tsy	AA+	Aaa	91282CCJ8	30,000,000	30,002,344	27,325,800	110,221	0.873
Capital One Credit Card ABS	0.550	7/15/2026	ABS	AAA	NR	14041NFW6	23,500,000	23,499,048	22,254,265	5,744	0.552
Bank of America	4.827	7/22/2026	Corp	A-	A1	06051GLA5	10,000,000	10,000,000	9,890,800	172,968	4.827
U.S. Treasury Note	0.625	7/31/2026	Tsy	AA+	Aaa	91282CCP4	20,000,000	19,897,656	18,007,000	41,782	0.730
BMW	1.250	8/12/2026	Corp	A	A2	05565EBW4	5,000,000	4,989,150	4,496,200	18,924	1.295
PNC Financial	1.150	8/13/2026	Corp	A-	A3	693475BB0	15,000,000	14,971,650	13,167,150	51,750	1.189
Nissan ABS	1.860	8/17/2026	ABS	AAA	Aaa	65479QAC1	10,000,000	9,998,039	9,533,800	8,267	1.876
U.S. Treasury Note	0.750	8/31/2026	Tsy	AA+	Aaa	91282CCW9	35,000,000	34,965,820	31,563,000	66,338	0.770
U.S. Treasury Note	1.375	8/31/2026	Tsy	AA+	Aaa	912828YD6	20,000,000	20,771,103	18,414,800	69,497	0.604
U.S. Treasury Note	1.375	8/31/2026	Tsy	AA+	Aaa	912828YD6	35,000,000	36,691,986	32,225,900	121,620	0.414
U.S. Treasury Note	1.375	8/31/2026	Tsy	AA+	Aaa	912828YD6	20,000,000	20,980,276	18,414,800	69,497	0.401
U.S. Treasury Note	1.375	8/31/2026	Tsy	AA+	Aaa	912828YD6	25,000,000	26,319,751	23,018,500	86,872	0.328
U.S. Treasury Note	1.375	8/31/2026	Tsy	AA+	Aaa	912828YD6	35,000,000	36,815,830	32,225,900	121,620	0.328
American Honda	1.300	9/9/2026	Corp	A-	A3	02665WDZ1	10,000,000	9,992,300	8,959,100	29,611	1.316
Caterpillar	1.150	9/14/2026	Corp	A	A2	14913R2Q9	10,000,000	9,982,600	8,958,900	24,597	1.186
Ford ABS	3.740	9/15/2026	ABS	NR	Aaa	34534LAD9	10,000,000	9,999,459	9,784,000	16,622	3.772
Toyota ABS	2.930	9/15/2026	ABS	AAA	Aaa	89238FAD5	6,000,000	5,999,860	5,803,800	7,813	2.949
Texas Instrument	1.125	9/15/2026	Corp	A+	Aa3	882508BK9	10,000,000	10,000,000	9,005,900	23,750	1.125
FNMA Note	1.875	9/24/2026	Agy	AA+	Aaa	3135G0Q22	30,000,000	31,710,315	28,020,900	104,688	0.709
Citigroup	5.610	9/29/2026	Corp	BBB+	A3	172967NX5	10,000,000	10,000,000	10,073,500	96,617	5.610
U.S. Treasury Note	0.875	9/30/2026	Tsy	AA+	Aaa	91282CCZ2	25,000,000	24,849,609	22,613,250	37,056	0.999
John Deere	1.300	10/13/2026	Corp	A	A2	24422EVW6	10,000,000	9,980,700	8,974,000	17,333	1.340
Morgan Stanley	6.138	10/16/2026	Corp	A-	A1	61747YEX9	15,000,000	15,000,000	15,326,250	115,088	6.129
American Express	1.650	11/4/2026	Corp	BBB+	A2	025816CM9	17,000,000	16,973,140	15,224,350	21,038	1.683
Public Storage	1.500	11/9/2026	Corp	A	A2	74460DAG4	5,000,000	4,992,350	4,504,000	4,583	1.532
American Express Credit Card ABS	0.900	11/16/2026	ABS	NR	Aaa	02582JJR2	18,000,000	17,997,188	16,907,760	7,200	0.908
Capital One Credit Card ABS	1.040	11/16/2026	ABS	AAA	NR	14041NFY2	15,000,000	14,997,933	14,139,300	6,933	0.369
GM ABS	1.260	11/16/2026	ABS	AAA	NR	380146AC4	9,000,000	8,999,218	8,579,700	4,725	1.267
U.S. Treasury Note	1.250	11/30/2026	Tsy	AA+	Aaa	91282CDK4	20,000,000	20,090,625	18,243,000	683	1.156
U.S. Treasury Note	1.625	11/30/2026	Tsy	AA+	Aaa	912828YU8	25,000,000	26,242,881	23,112,250	1,110	0.630

\*MV w/o Accrued includes the Bank of New York Mellon accrued interest for treasury bills, discount notes, and commercial paper. Original Cost does not include accrued interest.

**Portfolio: Reserve 9218-2 (Cont.)**

Issuer	Coupon	Maturity	Type	S&P	Moody's	CUSIP	Par Value	Original Cost	MV w/o Accrued*	Accr Income	Yld Mat
U.S. Treasury Note	1.625	11/30/2026	Tsy	AA+	Aaa	912828YU8	15,000,000	15,960,426	13,867,350	666	0.354
U.S. Treasury Note	1.625	11/30/2026	Tsy	AA+	Aaa	912828YU8	35,000,000	37,202,399	32,357,150	1,554	0.354
U.S. Treasury Note	1.625	11/30/2026	Tsy	AA+	Aaa	912828YU8	45,000,000	47,428,660	41,602,050	1,998	0.530
Ford ABS	4.480	12/15/2026	ABS	AAA	Aaa	34535AAD2	10,000,000	9,999,422	9,876,600	19,911	4.525
U.S. Treasury Note	1.750	12/31/2026	Tsy	AA+	Aaa	912828YX2	25,000,000	25,067,556	23,189,500	183,702	1.693
U.S. Treasury Note	1.750	12/31/2026	Tsy	AA+	Aaa	912828YX2	15,000,000	15,212,782	13,913,700	110,221	1.449
Toyota	1.900	1/13/2027	Corp	A+	A1	89236TJV8	20,000,000	19,979,200	18,191,000	145,667	1.922
IADB Note	1.500	1/13/2027	Supra	AAA	Aaa	4581X0EB0	30,000,000	29,925,300	27,430,200	172,500	1.552
Target	1.950	1/15/2027	Corp	A	A2	87612EBM7	10,000,000	9,983,000	9,216,900	73,667	1.986
Bank of New York Mellon	2.050	1/26/2027	Corp	A	A1	06406RBA4	20,000,000	19,983,000	18,093,200	142,361	2.068
U.S. Treasury Note	1.500	1/31/2027	Tsy	AA+	Aaa	912828Z78	15,000,000	15,676,220	13,759,650	75,207	0.570
U.S. Treasury Note	1.500	1/31/2027	Tsy	AA+	Aaa	912828Z78	75,000,000	78,929,888	68,798,250	376,036	0.423
U.S. Treasury Note	1.500	1/31/2027	Tsy	AA+	Aaa	912828Z78	70,000,000	71,662,416	64,211,700	350,967	1.004
U.S. Treasury Note	1.500	1/31/2027	Tsy	AA+	Aaa	912828Z78	30,000,000	30,700,180	27,519,300	150,414	1.004
Procter & Gamble	1.900	2/1/2027	Corp	AA-	Aa3	742718FV6	30,000,000	29,957,400	27,781,500	190,000	1.930
IBM	2.200	2/9/2027	Corp	A-	A3	459200KM2	10,000,000	9,998,600	9,185,700	68,444	2.203
U.S. Treasury Note	2.250	2/15/2027	Tsy	AA+	Aaa	912828V98	35,000,000	35,897,098	32,990,300	230,594	1.700
U.S. Treasury Note	2.250	2/15/2027	Tsy	AA+	Aaa	912828V98	40,000,000	41,008,570	37,703,200	263,536	1.700
Discover Card ABS	1.960	2/16/2027	ABS	AAA	NR	254683CR4	10,000,000	9,998,861	9,476,100	8,711	1.973
U.S. Treasury Note	1.125	2/28/2027	Tsy	AA+	Aaa	912828ZB9	40,000,000	41,122,773	36,146,800	113,723	0.536
U.S. Treasury Note	1.125	2/28/2027	Tsy	AA+	Aaa	912828ZB9	45,000,000	46,240,231	40,665,150	127,938	0.537
U.S. Treasury Note	1.125	2/28/2027	Tsy	AA+	Aaa	912828ZB9	10,000,000	10,248,539	9,036,700	28,431	0.594
U.S. Treasury Note	1.125	2/28/2027	Tsy	AA+	Aaa	912828ZB9	10,000,000	10,296,152	9,036,700	28,431	0.493
U.S. Treasury Note	1.125	2/28/2027	Tsy	AA+	Aaa	912828ZB9	35,000,000	35,168,533	31,628,450	99,507	1.021
U.S. Treasury Note	1.125	2/28/2027	Tsy	AA+	Aaa	912828ZB9	40,000,000	40,189,277	36,146,800	113,723	1.021
U.S. Treasury Note	1.125	2/28/2027	Tsy	AA+	Aaa	912828ZB9	20,000,000	20,233,787	18,073,400	56,861	0.869
American Express	2.550	3/4/2027	Corp	BBB+	A2	025816CS6	10,000,000	9,990,700	9,175,800	61,625	2.570
American Express Credit Card ABS	2.210	3/15/2027	ABS	NR	Aaa	02589BAA8	11,250,000	11,249,422	10,686,600	11,050	2.222
Capital One Credit Card ABS	2.800	3/15/2027	ABS	AAA	NR	14041NFZ9	17,000,000	16,998,718	16,360,630	21,156	2.820
Berkshire Hathaway	2.300	3/15/2027	Corp	AA	Aa2	084664CZ2	25,000,000	24,995,250	23,652,000	121,389	2.304
U.S. Treasury Note	2.500	3/31/2027	Tsy	AA+	Aaa	91282CEF4	40,000,000	40,160,938	38,000,000	169,399	2.414
U.S. Treasury Note	0.625	3/31/2027	Tsy	AA+	Aaa	912828ZE3	30,000,000	30,197,942	26,524,200	31,762	0.482
U.S. Treasury Note	0.625	3/31/2027	Tsy	AA+	Aaa	912828ZE3	20,000,000	20,129,409	17,682,800	21,175	0.482
Amazon	3.300	4/13/2027	Corp	AA	A1	023135CF1	20,000,000	19,958,800	19,279,800	88,000	3.345
GM ABS	3.640	4/16/2027	ABS	NR	Aaa	36265WAD5	10,000,000	9,999,931	9,759,700	15,167	3.668
Northern Trust	4.000	5/10/2027	Corp	A+	A2	665859AW4	10,000,000	9,983,800	9,728,400	23,333	4.036

\*MV w/o Accrued includes the Bank of New York Mellon accrued interest for treasury bills, discount notes, and commercial paper. Original Cost does not include accrued interest.



**Portfolio: Reserve 9218-2 (Cont.)**

Issuer	Coupon	Maturity	Type	S&P	Moody's	CUSIP	Par Value	Original Cost	MV w/o Accrued*	Accr Income	Yld Mat
American Express Credit Card ABS	3.390	5/15/2027	ABS	AAA	NR	02582JTT8	20,000,000	19,995,576	19,443,200	30,133	3.424
UnitedHealth Group	3.700	5/15/2027	Corp	A+	A3	91324PEG3	10,000,000	9,996,400	9,763,000	16,444	3.708
UnitedHealth Group	3.700	5/15/2027	Corp	A+	A3	91324PEG3	10,000,000	9,994,600	9,763,000	16,444	3.712
Discover Card ABS	3.320	5/17/2027	ABS	NR	Aaa	254683CS2	10,000,000	9,999,187	9,688,100	14,756	3.346
U.S. Treasury Note	2.625	5/31/2027	Tsy	AA+	Aaa	91282CET4	75,000,000	74,343,750	71,472,750	5,379	2.814
U.S. Treasury Note	2.625	5/31/2027	Tsy	AA+	Aaa	91282CET4	60,000,000	58,914,844	57,178,200	4,303	3.019
U.S. Treasury Note	0.500	5/31/2027	Tsy	AA+	Aaa	91282ZS2	40,000,000	39,986,215	35,006,400	546	0.507
IBRD Note	3.125	6/15/2027	Supra	AAA	Aaa	459058KJ1	20,000,000	19,989,600	19,364,800	288,194	3.136
FFCB Note	0.760	6/24/2027	Agy	AA+	Aaa	3133ELN91	31,750,000	31,809,531	27,843,163	105,234	0.720
U.S. Treasury Note	3.250	6/30/2027	Tsy	AA+	Aaa	91282CEW7	25,000,000	25,233,398	24,393,500	341,160	3.047
U.S. Treasury Note	3.250	6/30/2027	Tsy	AA+	Aaa	91282CEW7	75,000,000	76,933,594	73,180,500	1,023,481	2.686
U.S. Treasury Note	0.500	6/30/2027	Tsy	AA+	Aaa	91282ZV5	25,000,000	25,020,227	21,825,250	52,486	0.483
U.S. Treasury Note	0.500	6/30/2027	Tsy	AA+	Aaa	91282ZV5	15,000,000	14,988,264	13,095,150	31,492	0.516
U.S. Treasury Note	0.500	6/30/2027	Tsy	AA+	Aaa	91282ZV5	5,000,000	5,025,683	4,365,050	10,497	0.393
U.S. Treasury Note	0.500	6/30/2027	Tsy	AA+	Aaa	91282ZV5	20,000,000	20,100,984	17,460,200	41,989	0.393
U.S. Treasury Note	0.500	6/30/2027	Tsy	AA+	Aaa	91282ZV5	25,000,000	25,123,900	21,825,250	52,486	0.393
U.S. Treasury Note	0.500	6/30/2027	Tsy	AA+	Aaa	91282ZV5	10,000,000	10,027,004	8,730,100	20,994	0.441
U.S. Treasury Note	0.500	6/30/2027	Tsy	AA+	Aaa	91282ZV5	15,000,000	15,040,459	13,095,150	31,492	0.441
U.S. Treasury Note	0.500	6/30/2027	Tsy	AA+	Aaa	91282ZV5	10,000,000	10,026,544	8,730,100	20,994	0.441
Discover Card ABS	3.560	7/15/2027	ABS	AAA	Aaa	254683CW3	10,000,000	9,998,759	9,736,400	15,822	3.592
IBM	4.150	7/27/2027	Corp	A-	A3	459200KT7	20,000,000	19,974,000	19,661,600	285,889	4.179
Intel	3.750	8/5/2027	Corp	A	A2	458140BY5	20,000,000	19,979,200	19,335,000	241,667	3.773
Caterpillar	3.600	8/12/2027	Corp	A	A2	14913R3A3	10,000,000	9,995,500	9,692,800	109,000	3.610
U.S. Treasury Note	3.125	8/31/2027	Tsy	AA+	Aaa	91282CFH9	60,000,000	59,599,219	58,254,000	473,845	3.271
U.S. Treasury Note	0.500	8/31/2027	Tsy	AA+	Aaa	91282CAH4	25,000,000	25,042,025	21,728,500	31,590	0.464
U.S. Treasury Note	0.500	8/31/2027	Tsy	AA+	Aaa	91282CAH4	55,000,000	55,070,860	47,802,700	69,497	0.473
U.S. Treasury Note	0.500	8/31/2027	Tsy	AA+	Aaa	91282CAH4	35,000,000	35,067,666	30,419,900	44,226	0.459
Toyota ABS	5.300	9/15/2027	ABS	NR	Aaa	89239HAD0	19,000,000	18,998,125	19,123,120	44,756	5.363
Toyota ABS	4.630	9/15/2027	ABS	AAA	NR	891940AC2	10,000,000	9,999,995	9,926,600	20,578	4.675
Toyota	4.550	9/20/2027	Corp	A+	A1	89236TKJ3	10,000,000	9,990,300	9,975,100	89,736	4.572
U.S. Treasury Note	4.125	9/30/2027	Tsy	AA+	Aaa	91282CFM8	50,000,000	50,361,328	50,502,000	349,385	3.964
U.S. Treasury Note	4.125	10/31/2027	Tsy	AA+	Aaa	91282CFU0	20,000,000	19,861,719	20,211,800	71,739	4.280
U.S. Treasury Note	4.125	10/31/2027	Tsy	AA+	Aaa	91282CFU0	15,000,000	14,916,211	15,158,850	53,804	4.250
American Express	5.850	11/5/2027	Corp	BBB+	A2	025816DB2	10,000,000	9,992,800	10,377,900	42,250	5.867
Mercedes ABS	4.510	11/15/2027	ABS	AAA	NR	58770AAC7	5,250,000	5,249,370	5,199,810	10,523	4.558
Key Bank	5.850	11/15/2027	Corp	A-	A3	49327M3F9	5,000,000	4,991,650	4,641,600	13,000	5.889

\*MV w/o Accrued includes the Bank of New York Mellon accrued interest for treasury bills, discount notes, and commercial paper. Original Cost does not include accrued interest.

**Portfolio: Reserve 9218-2 (Cont.)**

Issuer	Coupon	Maturity	Type	S&P	Moody's	CUSIP	Par Value	Original Cost	MV w/o Accrued*	Accr Income	Yld Mat
U.S. Treasury Note	3.875	11/30/2027	Tsy	AA+	Aaa	91282CFZ9	80,000,000	79,634,375	80,144,000	8,470	3.977
Amazon	4.550	12/1/2027	Corp	AA	A1	023135CP9	15,000,000	14,991,300	15,123,300	341,250	4.563
U.S. Treasury Note	3.875	12/31/2027	Tsy	AA+	Aaa	91282CGC9	50,000,000	49,687,500	50,088,000	813,536	4.014
U.S. Treasury Note	3.875	12/31/2027	Tsy	AA+	Aaa	91282CGC9	20,000,000	19,788,339	20,035,200	325,414	4.118
PACCAR	4.600	1/10/2028	Corp	A+	A1	69371RS31	15,000,000	14,974,800	15,097,800	270,250	4.638
IADB Note	4.000	1/12/2028	Supra	AAA	Aaa	4581X0EH7	10,000,000	9,959,700	10,032,400	154,444	4.090
U.S. Treasury Note	0.750	1/31/2028	Tsy	AA+	Aaa	91282CBJ9	65,000,000	64,966,765	56,542,200	162,949	0.760
U.S. Treasury Note	0.750	1/31/2028	Tsy	AA+	Aaa	91282CBJ9	10,000,000	9,887,152	8,698,800	25,069	0.978
IBM	4.500	2/6/2028	Corp	A-	A3	459200KX8	10,000,000	9,984,500	9,905,900	143,750	4.535
Intel	4.875	2/10/2028	Corp	A	A2	458140CE8	10,000,000	9,991,700	10,076,100	150,313	4.894
U.S. Treasury Note	4.000	2/29/2028	Tsy	AA+	Aaa	91282CGP0	20,000,000	19,838,281	20,181,200	202,174	4.181
Colgate-Palmolive	4.600	3/1/2028	Corp	AA-	Aa3	194162AR4	15,000,000	14,984,700	15,313,500	172,500	4.623
FHLB Note	4.500	3/10/2028	Agy	AA+	Aaa	3130ATS57	52,840,000	53,341,452	54,198,516	535,005	4.288
TVA Note	3.875	3/15/2028	Agy	AA+	Aaa	880591EZ1	10,000,000	9,918,700	9,977,200	65,660	4.058
U.S. Treasury Note	1.250	3/31/2028	Tsy	AA+	Aaa	91282CBS9	150,000,000	149,003,329	133,171,500	317,623	1.386
U.S. Treasury Note	3.500	4/30/2028	Tsy	AA+	Aaa	91282CHA2	10,000,000	9,992,188	9,875,000	30,435	3.517
U.S. Treasury Note	1.250	4/30/2028	Tsy	AA+	Aaa	91282CBZ3	75,000,000	74,757,162	66,480,750	81,522	1.316
U.S. Treasury Note	1.250	4/30/2028	Tsy	AA+	Aaa	91282CBZ3	15,000,000	14,951,511	13,296,150	16,304	1.316
U.S. Treasury Note	1.250	4/30/2028	Tsy	AA+	Aaa	91282CBZ3	10,000,000	9,968,110	8,864,100	10,870	1.316
U.S. Treasury Note	1.250	4/30/2028	Tsy	AA+	Aaa	91282CBZ3	50,000,000	50,160,358	44,320,500	54,348	1.184
Hershey	4.250	5/4/2028	Corp	A	A1	427866BH0	5,000,000	4,992,850	4,999,700	15,938	4.282
Apple	4.000	5/10/2028	Corp	AA+	Aaa	037833ET3	25,000,000	24,951,750	24,933,250	58,333	4.043
Florida Power & Light	4.400	5/15/2028	Corp	A+	Aa2	341081GN1	5,000,000	4,996,700	4,962,850	7,944	4.415
Lockheed Martin	4.450	5/15/2028	Corp	A-	A3	539830BZ1	5,000,000	4,991,000	4,990,200	3,708	4.491
U.S. Treasury Note	2.875	5/15/2028	Tsy	AA+	Aaa	9128284N7	15,000,000	14,998,048	14,380,650	19,922	2.878
U.S. Treasury Note	2.875	5/15/2028	Tsy	AA+	Aaa	9128284N7	50,000,000	49,541,758	47,935,500	66,406	3.076
Pfizer	4.450	5/19/2028	Corp	A+	A1	716973AC6	5,000,000	4,994,000	4,984,300	7,417	4.477
FFCB Note	1.000	5/22/2028	Agy	AA+	Aaa	3133ELZX5	17,200,000	17,207,487	14,912,400	4,300	0.991
U.S. Treasury Note	3.625	5/31/2028	Tsy	AA+	Aaa	91282CHE4	30,000,000	29,807,813	29,840,700	2,971	3.767
<b>Total</b>		<b>2.904</b>					<b>7,049,460,400</b>	<b>7,105,854,877</b>	<b>6,676,261,849</b>	<b>30,080,897</b>	<b>2.064</b>

\*MV w/o Accrued includes the Bank of New York Mellon accrued interest for treasury bills, discount notes, and commercial paper. Original Cost does not include accrued interest.

**Portfolio: Extended Reserve 9218-5**

**Date: 5/31/23**

Issuer	Coupon	Maturity	Type	S&P	Moody's	CUSIP	Par Value	Original Cost	MV w/o Accrued*	Accr Income	Yld Mat
Bk of New York Mellon - Sweep	4.950	6/1/2023	MMF	AAAm	Aaa-mf		250,000	250,000	250,000	1,011	5.019
U.S. Treasury Note	1.250	6/30/2028	Tsy	AA+	Aaa	91282CCH2	100,000,000	100,257,813	88,332,000	524,862	1.211
U.S. Treasury Note	1.250	6/30/2028	Tsy	AA+	Aaa	91282CCH2	65,000,000	66,142,578	57,415,800	341,160	0.986
FFCB Note	0.820	7/14/2028	Agy	AA+	Aaa	3133ELU44	12,000,000	12,013,272	10,267,320	37,447	0.806
U.S. Treasury Note	1.125	8/31/2028	Tsy	AA+	Aaa	91282CCV1	90,000,000	90,333,984	78,679,800	255,876	1.070
U.S. Treasury Note	1.250	9/30/2028	Tsy	AA+	Aaa	91282CCY5	34,000,000	33,802,109	29,860,160	71,995	1.337
U.S. Treasury Note	1.375	10/31/2028	Tsy	AA+	Aaa	91282CDF5	50,000,000	49,691,406	44,140,500	59,783	1.468
U.S. Treasury Note	3.125	11/15/2028	Tsy	AA+	Aaa	9128285M8	45,000,000	44,583,398	43,535,700	64,963	3.291
U.S. Treasury Note	1.500	11/30/2028	Tsy	AA+	Aaa	91282CDL2	45,000,000	45,305,859	39,942,900	1,844	1.398
U.S. Treasury Note	1.500	11/30/2028	Tsy	AA+	Aaa	91282CDL2	75,000,000	75,231,445	66,571,500	3,074	1.453
U.S. Treasury Note	1.750	1/31/2029	Tsy	AA+	Aaa	91282CDW8	50,000,000	50,003,906	44,865,500	292,472	1.749
U.S. Treasury Note	1.875	2/28/2029	Tsy	AA+	Aaa	91282CEB3	100,000,000	100,210,938	90,273,000	473,845	1.843
U.S. Treasury Note	2.375	3/31/2029	Tsy	AA+	Aaa	91282CEE7	50,000,000	49,921,875	46,369,000	201,161	2.399
U.S. Treasury Note	2.750	5/31/2029	Tsy	AA+	Aaa	91282CES6	25,000,000	24,817,383	23,649,500	1,878	2.866
U.S. Treasury Note	2.750	5/31/2029	Tsy	AA+	Aaa	91282CES6	110,000,000	107,825,781	104,057,800	8,265	3.067
U.S. Treasury Note	3.250	6/30/2029	Tsy	AA+	Aaa	91282CEV9	25,000,000	25,894,531	24,308,500	341,160	2.679
FFCB Note	1.000	7/9/2029	Agy	AA+	Aaa	3133ELS96	10,000,000	9,990,550	8,362,700	39,444	1.011
U.S. Treasury Note	1.625	8/15/2029	Tsy	AA+	Aaa	912828YB0	75,000,000	80,405,273	66,433,500	356,872	0.775
U.S. Treasury Note	1.625	8/15/2029	Tsy	AA+	Aaa	912828YB0	10,000,000	10,751,953	8,857,800	47,583	0.738
U.S. Treasury Note	1.625	8/15/2029	Tsy	AA+	Aaa	912828YB0	75,000,000	76,218,750	66,433,500	356,872	1.414
U.S. Treasury Note	3.875	9/30/2029	Tsy	AA+	Aaa	91282CFL0	40,000,000	40,232,813	40,275,200	262,568	3.770
U.S. Treasury Note	4.000	10/31/2029	Tsy	AA+	Aaa	91282CFT3	75,000,000	74,384,766	76,066,500	260,870	4.136
U.S. Treasury Note	1.750	11/15/2029	Tsy	AA+	Aaa	912828YS3	88,000,000	87,814,375	78,444,080	71,141	1.773
U.S. Treasury Note	1.750	11/15/2029	Tsy	AA+	Aaa	912828YS3	31,000,000	33,591,406	27,633,710	25,061	0.790
U.S. Treasury Note	1.750	11/15/2029	Tsy	AA+	Aaa	912828YS3	50,000,000	51,238,281	44,570,500	40,421	1.438
U.S. Treasury Note	1.750	11/15/2029	Tsy	AA+	Aaa	912828YS3	30,000,000	31,539,844	26,742,300	24,253	1.100
U.S. Treasury Note	3.875	11/30/2029	Tsy	AA+	Aaa	91282CFY2	40,000,000	39,962,500	40,300,000	4,235	3.890
U.S. Treasury Note	1.500	2/15/2030	Tsy	AA+	Aaa	912828Z94	1,000,000	1,048,203	870,980	4,392	0.990
U.S. Treasury Note	1.500	2/15/2030	Tsy	AA+	Aaa	912828Z94	5,000,000	5,388,672	4,354,900	21,961	0.684
U.S. Treasury Note	1.500	2/15/2030	Tsy	AA+	Aaa	912828Z94	4,000,000	4,343,438	3,483,920	17,569	0.602
U.S. Treasury Note	1.500	2/15/2030	Tsy	AA+	Aaa	912828Z94	15,000,000	16,081,641	13,064,700	65,884	0.738
U.S. Treasury Note	1.500	2/15/2030	Tsy	AA+	Aaa	912828Z94	9,000,000	9,738,281	7,838,820	39,530	0.638
U.S. Treasury Note	1.500	2/15/2030	Tsy	AA+	Aaa	912828Z94	11,000,000	11,959,922	9,580,780	48,315	0.582
U.S. Treasury Note	1.500	2/15/2030	Tsy	AA+	Aaa	912828Z94	10,000,000	10,734,766	8,709,800	43,923	0.720
U.S. Treasury Note	1.500	2/15/2030	Tsy	AA+	Aaa	912828Z94	10,000,000	10,442,969	8,709,800	43,923	0.986

\*MV w/o Accrued includes the Bank of New York Mellon accrued interest for treasury bills, discount notes, and commercial paper. Original Cost does not include accrued interest.

**Portfolio: Extended Reserve 9218-5 (Cont.)**

Issuer	Coupon	Maturity	Type	S&P	Moody's	CUSIP	Par Value	Original Cost	MV w/o Accrued*	Accr Income	Yld Mat
U.S. Treasury Note	1.500	2/15/2030	Tsy	AA+	Aaa	912828Z94	65,000,000	65,076,172	56,613,700	285,497	1.486
U.S. Treasury Note	1.500	2/15/2030	Tsy	AA+	Aaa	912828Z94	20,000,000	20,228,906	17,419,600	87,845	1.359
U.S. Treasury Note	3.500	4/30/2030	Tsy	AA+	Aaa	91282CGZ8	20,000,000	20,017,188	19,756,200	60,870	3.486
FFCB Note	1.300	5/13/2030	Agy	AA+	Aaa	3133ELYY4	15,000,000	15,012,240	12,441,450	9,750	1.291
U.S. Treasury Note	0.625	5/15/2030	Tsy	AA+	Aaa	912828ZQ6	20,000,000	19,935,938	16,262,600	5,774	0.658
U.S. Treasury Note	0.625	5/15/2030	Tsy	AA+	Aaa	912828ZQ6	5,000,000	4,883,203	4,065,650	1,444	0.871
U.S. Treasury Note	0.625	5/15/2030	Tsy	AA+	Aaa	912828ZQ6	10,000,000	9,976,953	8,131,300	2,887	0.649
U.S. Treasury Note	0.625	5/15/2030	Tsy	AA+	Aaa	912828ZQ6	12,000,000	11,935,313	9,757,560	3,465	0.682
FNMA Note	0.875	8/5/2030	Agy	AA+	Aaa	3135G05Q2	10,000,000	9,924,800	8,125,800	28,194	0.954
FNMA Note	0.875	8/5/2030	Agy	AA+	Aaa	3135G05Q2	10,000,000	9,924,800	8,125,800	28,194	0.954
FNMA Note	0.875	8/5/2030	Agy	AA+	Aaa	3135G05Q2	20,000,000	19,783,800	16,251,600	56,389	0.989
U.S. Treasury Note	0.625	8/15/2030	Tsy	AA+	Aaa	91282CAE1	18,000,000	17,875,547	14,564,520	32,942	0.697
U.S. Treasury Note	0.625	8/15/2030	Tsy	AA+	Aaa	91282CAE1	5,000,000	4,968,359	4,045,700	9,151	0.691
U.S. Treasury Note	0.625	8/15/2030	Tsy	AA+	Aaa	91282CAE1	16,000,000	15,919,375	12,946,240	29,282	0.677
U.S. Treasury Note	0.625	8/15/2030	Tsy	AA+	Aaa	91282CAE1	20,000,000	19,889,063	16,182,800	36,602	0.683
U.S. Treasury Note	0.875	11/15/2030	Tsy	AA+	Aaa	91282CAV3	50,000,000	50,136,719	41,125,000	20,211	0.846
U.S. Treasury Note	0.875	11/15/2030	Tsy	AA+	Aaa	91282CAV3	21,000,000	20,922,070	17,272,500	8,488	0.914
U.S. Treasury Note	1.125	2/15/2031	Tsy	AA+	Aaa	91282CBL4	61,000,000	58,950,781	50,985,020	200,946	1.489
U.S. Treasury Note	1.125	2/15/2031	Tsy	AA+	Aaa	91282CBL4	15,000,000	14,194,922	12,537,300	49,413	1.718
U.S. Treasury Note	1.125	2/15/2031	Tsy	AA+	Aaa	91282CBL4	5,000,000	4,772,461	4,179,100	16,471	1.630
U.S. Treasury Note	1.625	5/15/2031	Tsy	AA+	Aaa	91282CCB5	65,000,000	64,824,805	56,050,150	48,794	1.654
U.S. Treasury Note	1.625	5/15/2031	Tsy	AA+	Aaa	91282CCB5	25,000,000	25,079,102	21,557,750	18,767	1.590
U.S. Treasury Note	1.625	5/15/2031	Tsy	AA+	Aaa	91282CCB5	10,000,000	10,010,547	8,623,100	7,507	1.613
U.S. Treasury Note	1.625	5/15/2031	Tsy	AA+	Aaa	91282CCB5	15,000,000	15,545,508	12,934,650	11,260	1.229
U.S. Treasury Note	1.625	5/15/2031	Tsy	AA+	Aaa	91282CCB5	26,000,000	26,274,219	22,420,060	19,518	1.507
U.S. Treasury Note	1.625	5/15/2031	Tsy	AA+	Aaa	91282CCB5	10,000,000	10,101,172	8,623,100	7,507	1.509
FFCB Note	3.150	6/2/2031	Agy	AA+	Aaa	3133ENXY1	20,000,000	19,826,200	18,659,800	313,250	3.262
U.S. Treasury Note	1.250	8/15/2031	Tsy	AA+	Aaa	91282CCS8	60,000,000	59,798,438	49,914,600	219,613	1.286
U.S. Treasury Note	1.250	8/15/2031	Tsy	AA+	Aaa	91282CCS8	50,000,000	48,566,406	41,595,500	183,011	1.567
FFCB Note	1.400	8/25/2031	Agy	AA+	Aaa	3133EM3H3	14,750,000	14,743,215	11,945,583	55,067	1.405
TVA Note	1.500	9/15/2031	Agy	AA+	Aaa	880591EX6	10,000,000	9,998,200	8,157,400	31,667	1.502
U.S. Treasury Note	1.375	11/15/2031	Tsy	AA+	Aaa	91282CDJ7	52,000,000	51,540,938	43,470,960	33,030	1.471
U.S. Treasury Note	1.375	11/15/2031	Tsy	AA+	Aaa	91282CDJ7	35,000,000	33,718,945	29,259,300	22,232	1.784
U.S. Treasury Note	1.875	2/15/2032	Tsy	AA+	Aaa	91282CDY4	15,000,000	15,003,516	13,030,650	82,355	1.872
U.S. Treasury Note	2.875	5/15/2032	Tsy	AA+	Aaa	91282CEP2	40,000,000	39,473,438	37,620,400	53,125	3.029
U.S. Treasury Note	2.875	5/15/2032	Tsy	AA+	Aaa	91282CEP2	25,000,000	25,505,859	23,512,750	33,203	2.639

\*MV w/o Accrued includes the Bank of New York Mellon accrued interest for treasury bills, discount notes, and commercial paper. Original Cost does not include accrued interest.

**Portfolio: Extended Reserve 9218-5 (Cont.)**

Issuer	Coupon	Maturity	Type	S&P	Moody's	CUSIP	Par Value	Original Cost	MV w/o Accrued*	Accr Income	Yld Mat
U.S. Treasury Note	2.875	5/15/2032	Tsy	AA+	Aaa	91282CEP2	15,000,000	15,311,719	14,107,650	19,922	2.632
U.S. Treasury Note	2.750	8/15/2032	Tsy	AA+	Aaa	91282CFF3	30,000,000	29,055,469	27,887,100	241,575	3.120
U.S. Treasury Note	2.750	8/15/2032	Tsy	AA+	Aaa	91282CFF3	35,000,000	32,180,859	32,534,950	281,837	3.733
U.S. Treasury Note	2.750	8/15/2032	Tsy	AA+	Aaa	91282CFF3	20,000,000	17,919,531	18,591,400	161,050	4.047
FFCB Note	3.500	9/1/2032	Agy	AA+	Aaa	3133ENJ92	10,000,000	9,921,300	9,468,000	87,500	3.594
U.S. Treasury Note	4.125	11/15/2032	Tsy	AA+	Aaa	91282CFV8	25,000,000	25,722,656	25,918,000	47,639	3.774
U.S. Treasury Note	4.125	11/15/2032	Tsy	AA+	Aaa	91282CFV8	45,000,000	45,894,727	46,652,400	85,751	3.880
U.S. Treasury Note	4.125	11/15/2032	Tsy	AA+	Aaa	91282CFV8	35,000,000	36,673,438	36,285,200	66,695	3.542
U.S. Treasury Note	4.125	11/15/2032	Tsy	AA+	Aaa	91282CFV8	15,000,000	15,205,078	15,550,800	28,584	3.953
U.S. Treasury Note	3.500	2/15/2033	Tsy	AA+	Aaa	91282CGM7	20,000,000	19,949,219	19,756,200	204,972	3.530
U.S. Treasury Note	3.500	2/15/2033	Tsy	AA+	Aaa	91282CGM7	40,000,000	40,203,125	39,512,400	409,945	3.438
U.S. Treasury Note	3.500	2/15/2033	Tsy	AA+	Aaa	91282CGM7	35,000,000	34,526,953	34,573,350	358,702	3.666
<b>Total</b>		<b>6.962</b>					<b>2,681,000,000</b>	<b>2,689,057,869</b>	<b>2,412,255,113</b>	<b>8,563,504</b>	<b>2.022</b>

**Portfolio: Wastewater 208**

**Date: 5/31/23**

Issuer	Coupon	Maturity	Type	S&P	Moody's	CUSIP	Par Value	Original Cost	MV w/o Accrued*	Accr Income	Yld Mat
Bk of New York Mellon - Sweep	4.950	6/1/2023	MMF	AAA	Aaa-mf		1,756	1,756	1,756	5	5.019
JPMorgan Securites	0.000	6/1/2023	CP	A-1	P-1	46590ET16	23,904,000	23,204,290	23,900,638	0	4.061
Toronto Dominion	0.000	6/1/2023	CP	A-1+	P-1	89116FT18	36,167,000	35,080,121	36,161,936	0	4.615
Toronto Dominion	0.000	6/1/2023	CP	A-1+	P-1	89116FT18	12,864,000	12,480,546	12,862,199	0	4.614
FHLB DN	0.000	6/1/2023	Agy	A-1+	P-1	313384GH6	11,730,000	11,439,741	11,730,000	0	3.175
FHLB DN	0.000	6/1/2023	Agy	A-1+	P-1	313384GH6	18,895,000	18,422,373	18,895,000	0	3.523
FHLB DN	0.000	6/1/2023	Agy	A-1+	P-1	313384GH6	14,671,000	14,299,722	14,671,000	0	3.592
FHLB DN	0.000	6/1/2023	Agy	A-1+	P-1	313384GH6	14,716,000	14,310,505	14,716,000	0	4.025
Canadian Imperial Bank	3.630	6/1/2023	CD	A-1	P-1	13606KLA2	20,000,000	20,000,000	19,999,200	611,050	3.680
Royal Bank of Canada	4.600	6/1/2023	CD	A-1+	P-1	78015JHW0	14,300,000	14,300,000	14,299,714	434,879	4.664
Koch Industries	0.000	6/6/2023	CP	A-1+	P-1	50000ET61	12,515,000	12,431,532	12,504,510	0	5.071
U.S. Treasury Bill	0.000	6/13/2023	Tsy	A-1+	P-1	912797FN2	13,890,000	13,792,669	13,865,970	0	4.836
U.S. Treasury Bill	0.000	6/13/2023	Tsy	A-1+	P-1	912797FN2	30,000,000	29,803,388	29,948,100	0	4.982
Apple	0.000	6/20/2023	CP	A-1+	P-1	03785ETL8	29,530,000	29,308,131	29,447,464	0	5.003
U.S. Treasury Bill	0.000	6/20/2023	Tsy	A-1+	P-1	912797FP7	19,138,000	18,999,202	19,086,519	0	5.007
Koch Industries	0.000	6/27/2023	CP	A-1+	P-1	50000ETT1	23,160,000	23,000,492	23,071,674	0	5.238
FHLB DN	0.000	7/11/2023	Agy	A-1+	P-1	313384HZ5	22,622,000	22,427,027	22,496,900	0	5.107

\*MV w/o Accrued includes the Bank of New York Mellon accrued interest for treasury bills, discount notes, and commercial paper. Original Cost does not include accrued interest.

**Portfolio: Wastewater 208 (Cont.)**

Issuer	Coupon	Maturity	Type	S&P	Moody's	CUSIP	Par Value	Original Cost	MV w/o Accrued*	Accr Income	Yld Mat
U.S. Treasury Note	0.125	7/15/2023	Tsy	AA+	Aaa	912828ZY9	5,768,000	5,603,747	5,730,450	2,729	3.014
FHLMC DN	0.000	7/18/2023	Agy	A-1+	P-1	313396JG9	20,000,000	19,827,275	19,870,000	0	5.117
Toyota	0.000	7/25/2023	CP	A-1+	P-1	89233HUR3	20,026,000	19,825,462	19,868,128	0	5.348
Unilever	0.000	8/1/2023	CP	A-1	P-1	90477EV19	11,820,000	11,695,644	11,715,061	0	5.246
Koch Industries	0.000	8/8/2023	CP	A-1+	P-1	50000EV84	11,833,000	11,695,540	11,715,926	0	5.304
U.S. Treasury Bill	0.000	8/15/2023	Tsy	A-1+	P-1	912797GG6	25,298,000	24,998,725	25,028,576	0	5.274
U.S. Treasury Bill	0.000	8/22/2023	Tsy	A-1+	P-1	912797GH4	24,533,000	24,216,605	24,245,719	0	5.313
FHLB DN	0.000	8/29/2023	Agy	A-1+	P-1	313384LA5	11,359,000	11,201,791	11,218,944	0	5.410
U.S. Treasury Bill	0.000	8/29/2023	Tsy	A-1+	P-1	912797GJ0	14,065,000	13,883,039	13,885,109	0	5.330
U.S. Treasury Note	0.125	9/15/2023	Tsy	AA+	Aaa	91282CAK7	13,511,000	13,473,000	13,307,254	3,580	0.269
U.S. Treasury Note	0.125	10/15/2023	Tsy	AA+	Aaa	91282CAP6	5,119,000	5,108,402	5,021,022	822	0.195
U.S. Treasury Note	0.125	1/15/2024	Tsy	AA+	Aaa	91282CBE0	10,615,000	10,592,609	10,277,868	5,022	0.198
U.S. Treasury Note	0.125	1/15/2024	Tsy	AA+	Aaa	91282CBE0	6,000	5,987	5,809	3	0.198
U.S. Treasury Note	2.500	5/31/2024	Tsy	AA+	Aaa	91282CER8	16,620,000	16,568,063	16,184,390	1,135	2.662
FNMA Note	2.625	9/6/2024	Agy	AA+	Aaa	3135G0ZR7	8,768,000	8,900,844	8,534,596	54,343	2.441
FNMA Note	2.625	9/6/2024	Agy	AA+	Aaa	3135G0ZR7	8,654,000	8,662,299	8,423,631	53,637	2.613
U.S. Treasury Note	0.375	9/15/2024	Tsy	AA+	Aaa	91282CCX7	13,875,000	12,946,567	13,096,196	11,028	3.885
U.S. Treasury Note	2.000	2/15/2025	Tsy	AA+	Aaa	912828J27	14,700,000	14,949,785	14,078,190	86,088	1.792
U.S. Treasury Note	4.625	3/15/2026	Tsy	AA+	Aaa	91282CGR6	4,789,000	4,888,147	4,857,866	46,947	3.876
U.S. Treasury Note	1.125	2/29/2028	Tsy	AA+	Aaa	91282CBP5	6,156,000	6,160,809	5,442,273	17,502	1.113
U.S. Treasury Note	1.500	2/15/2030	Tsy	AA+	Aaa	912828Z94	6,512,000	6,258,897	5,671,822	28,602	2.029
<b>Total</b>		<b>0.363</b>					<b>572,130,756</b>	<b>564,764,732</b>	<b>565,837,410</b>	<b>1,357,372</b>	<b>4.218</b>

**Portfolio: LA MICLA 2016 STLIG 26U**

**Date: 5/31/23**

Issuer	Coupon	Maturity	Type	S&P	Moody's	CUSIP	Par Value	Original Cost	MV w/o Accrued*	Accr Income	Yld Mat
Bk of New York Mellon - Sweep	4.950	6/1/2023	MMF	AAAm	Aaa-mf		123,962	123,962	123,962	517	5.019
<b>Total</b>		<b>0.003</b>					<b>123,962</b>	<b>123,962</b>	<b>123,962</b>	<b>517</b>	<b>5.019</b>

\*MV w/o Accrued includes the Bank of New York Mellon accrued interest for treasury bills, discount notes, and commercial paper. Original Cost does not include accrued interest.

**Portfolio: LA MICLA 2017 STLIG 26Y**

**Date: 5/31/23**

Issuer	Coupon	Maturity	Type	S&P	Moody's	CUSIP	Par Value	Original Cost	MV w/o Accrued*	Accr Income	Yld Mat
Bk of New York Mellon - Sweep	4.950	6/1/2023	MMF	AAAm	Aaa-mf		3,813,573	3,813,573	3,813,573	15,906	5.019
Total		<b>0.003</b>					<b>3,813,573</b>	<b>3,813,573</b>	<b>3,813,573</b>	<b>15,906</b>	<b>5.019</b>

**Portfolio: Batiquitos LT 72W**

**Date: 5/31/23**

Issuer	Coupon	Maturity	Type	S&P	Moody's	CUSIP	Par Value	Original Cost	MV w/o Accrued*	Accr Income	Yld Mat
Bk of New York Mellon - Sweep	4.950	6/1/2023	MMF	AAAm	Aaa-mf		295,860	295,860	295,860	1,234	5.019
U.S. Treasury Note	0.750	3/31/2026	Tsy	AA+	Aaa	91282CBT7	286,000	285,084	261,098	363	0.816
FNMA Note	2.125	4/24/2026	Agy	AA+	Aaa	3135G0K36	6,342,000	6,025,369	6,005,874	13,851	2.732
FNMA Note	2.125	4/24/2026	Agy	AA+	Aaa	3135G0K36	70,000	67,642	66,290	153	2.546
FNMA Note	2.125	4/24/2026	Agy	AA+	Aaa	3135G0K36	71,000	68,672	67,237	155	2.557
FNMA Note	2.125	4/24/2026	Agy	AA+	Aaa	3135G0K36	74,000	68,751	70,078	162	3.135
FNMA Note	2.125	4/24/2026	Agy	AA+	Aaa	3135G0K36	75,000	69,725	71,025	164	3.187
FNMA Note	2.125	4/24/2026	Agy	AA+	Aaa	3135G0K36	72,000	70,128	68,184	157	2.533
Total		<b>2.775</b>					<b>7,285,860</b>	<b>6,951,232</b>	<b>6,905,646</b>	<b>16,239</b>	<b>2.761</b>

**Portfolio: Harbor Emergency FD 751**

**Date: 5/31/23**

Issuer	Coupon	Maturity	Type	S&P	Moody's	CUSIP	Par Value	Original Cost	MV w/o Accrued*	Accr Income	Yld Mat
Bk of New York Mellon - Sweep	4.950	6/1/2023	MMF	AAAm	Aaa-mf		296	296	296	1	5.019
FHLB DN	0.000	8/25/2023	Agy	A-1+	P-1	313384KW8	3,307,000	3,226,971	3,268,044	0	5.215
FHLB DN	0.000	11/29/2023	Agy	A-1+	P-1	313384PW3	50,316,000	48,968,034	49,059,106	0	5.414
Total		<b>0.482</b>					<b>53,623,296</b>	<b>52,195,301</b>	<b>52,327,446</b>	<b>1</b>	<b>5.402</b>

\*MV w/o Accrued includes the Bank of New York Mellon accrued interest for treasury bills, discount notes, and commercial paper. Original Cost does not include accrued interest.

**Portfolio: Harbor Foods Restoration 70L**

**Date: 5/31/23**

Issuer	Coupon	Maturity	Type	S&P	Moody's	CUSIP	Par Value	Original Cost	MV w/o Accrued*	Accr Income	Yld Mat
Bk of New York Mellon - Sweep	4.950	6/1/2023	MMF	AAAm	Aaa-mf		528	528	528	3	5.019
FHLB DN	0.000	11/29/2023	Agy	A-1+	P-1	313384PW3	632,000	615,069	616,213	0	5.414
<b>Total</b>		<b>0.498</b>					<b>632,528</b>	<b>615,597</b>	<b>616,741</b>	<b>3</b>	<b>5.414</b>

**Portfolio: City of LA DWP PRB 2010C J7D**

**Date: 5/31/23**

Issuer	Coupon	Maturity	Type	S&P	Moody's	CUSIP	Par Value	Original Cost	MV w/o Accrued*	Accr Income	Yld Mat
Bk of New York Mellon - Sweep	4.950	6/1/2023	MMF	AAAm	Aaa-mf		852,525	852,525	852,525	2,782	5.019
U.S. Treasury Note	2.250	3/31/2024	Tsy	AA+	Aaa	91282CEG2	536,000	532,441	522,954	2,043	2.604
U.S. Treasury Note	0.750	3/31/2026	Tsy	AA+	Aaa	91282CBT7	504,000	502,425	460,117	640	0.815
FNMA Note	2.125	4/24/2026	Agy	AA+	Aaa	3135G0K36	10,720,000	9,978,262	10,151,840	23,413	2.978
FNMA Note	2.125	4/24/2026	Agy	AA+	Aaa	3135G0K36	118,000	113,965	111,746	258	2.553
FNMA Note	2.125	4/24/2026	Agy	AA+	Aaa	3135G0K36	5,024,000	4,963,586	4,757,728	10,973	2.279
FNMA Note	2.125	4/24/2026	Agy	AA+	Aaa	3135G0K36	174,000	168,921	164,778	380	2.509
FNMA Note	2.125	4/24/2026	Agy	AA+	Aaa	3135G0K36	5,126,000	4,983,343	4,854,322	11,195	2.496
FNMA Note	2.125	4/24/2026	Agy	AA+	Aaa	3135G0K36	242,000	224,979	229,174	529	3.126
FNMA Note	2.125	4/24/2026	Agy	AA+	Aaa	3135G0K36	5,315,000	4,977,179	5,033,305	11,608	3.041
FNMA Note	2.125	4/24/2026	Agy	AA+	Aaa	3135G0K36	7,000	6,555	6,629	15	3.041
FNMA Note	2.125	4/24/2026	Agy	AA+	Aaa	3135G0K36	305,000	283,549	288,835	666	3.187
FNMA Note	2.125	4/24/2026	Agy	AA+	Aaa	3135G0K36	5,288,000	4,983,914	5,007,736	11,549	3.002
FNMA Note	2.125	4/24/2026	Agy	AA+	Aaa	3135G0K36	354,000	344,796	335,238	773	2.533
FNMA Note	2.125	4/24/2026	Agy	AA+	Aaa	3135G0K36	4,962,000	4,984,061	4,699,014	10,837	2.055
FNMA Note	1.875	9/24/2026	Agy	AA+	Aaa	3135G0Q22	5,300,000	5,300,954	4,950,359	18,495	1.872
FNMA Note	1.875	9/24/2026	Agy	AA+	Aaa	3135G0Q22	5,547,000	5,965,688	5,181,064	19,357	0.574
U.S. Treasury Note	1.125	2/28/2027	Tsy	AA+	Aaa	912828ZB9	4,940,000	4,990,365	4,464,130	14,045	0.941
U.S. Treasury Note	0.500	5/31/2027	Tsy	AA+	Aaa	912828ZS2	5,025,000	5,001,249	4,397,679	69	0.575
U.S. Treasury Note	0.500	5/31/2027	Tsy	AA+	Aaa	912828ZS2	5,672,000	5,432,491	4,963,908	77	1.304
U.S. Treasury Note	2.625	5/31/2027	Tsy	AA+	Aaa	91282CET4	6,000,000	5,769,141	5,717,820	430	3.476
U.S. Treasury Note	2.625	5/31/2027	Tsy	AA+	Aaa	91282CET4	840,000	779,723	800,495	60	4.363
U.S. Treasury Note	2.625	5/31/2027	Tsy	AA+	Aaa	91282CET4	5,743,000	5,492,865	5,472,907	412	3.693
<b>Total</b>		<b>3.282</b>					<b>78,594,525</b>	<b>76,632,978</b>	<b>73,424,302</b>	<b>140,606</b>	<b>2.335</b>

\*MV w/o Accrued includes the Bank of New York Mellon accrued interest for treasury bills, discount notes, and commercial paper. Original Cost does not include accrued interest.



**Portfolio: City of LA HOUSE LA FUND 66M**

**Date: 5/31/23**

Issuer	Coupon	Maturity	Type	S&P	Moody's	CUSIP	Par Value	Original Cost	MV w/o Accrued*	Accr Income	Yld Mat
Bk of New York Mellon - Sweep	4.950	6/1/2023	MMF	AAAm	Aaa-mf		3,622,553	3,622,553	3,622,553	493	0.000
<b>Total</b>		<b>0.003</b>					<b>3,622,553</b>	<b>3,622,553</b>	<b>3,622,553</b>	<b>493</b>	<b>0.000</b>

**Portfolio: LA City MICLA19 ST LGT FIN 27F**

**Date: 5/31/23**

Issuer	Coupon	Maturity	Type	S&P	Moody's	CUSIP	Par Value	Original Cost	MV w/o Accrued*	Accr Income	Yld Mat
Bk of New York Mellon - Sweep	4.950	6/1/2023	MMF	AAAm	Aaa-mf		6,815,169	6,815,169	6,815,169	28,617	5.019
<b>Total</b>		<b>0.003</b>					<b>6,815,169</b>	<b>6,815,169</b>	<b>6,815,169</b>	<b>28,617</b>	<b>5.019</b>

**Portfolio: City of LA DWP WRB 2022D M3E**

**Date: 5/31/23**

Issuer	Coupon	Maturity	Type	S&P	Moody's	CUSIP	Par Value	Original Cost	MV w/o Accrued*	Accr Income	Yld Mat
Bk of New York Mellon - Sweep	4.950	6/1/2023	MMF	AAAm	Aaa-mf		888	888	888	4	5.019
U.S. Treasury Bill	0.000	6/27/2023	Tsy	A-1+	P-1	912797FQ5	10,749,000	10,708,808	10,709,659	0	5.144
TVA DN	0.000	6/28/2023	Agy	A-1+	P-1	880592HL7	4,623,000	4,604,380	4,607,744	0	5.161
<b>Total</b>		<b>0.075</b>					<b>15,372,888</b>	<b>15,314,076</b>	<b>15,318,291</b>	<b>4</b>	<b>5.149</b>

**Portfolio: LA City MICLA20 STLGTS FIN 27J**

**Date: 5/31/23**

Issuer	Coupon	Maturity	Type	S&P	Moody's	CUSIP	Par Value	Original Cost	MV w/o Accrued*	Accr Income	Yld Mat
Bk of New York Mellon - Sweep	4.950	6/1/2023	MMF	AAAm	Aaa-mf		5,190,878	5,190,878	5,190,878	22,079	5.019
<b>Total</b>		<b>0.003</b>					<b>5,190,878</b>	<b>5,190,878</b>	<b>5,190,878</b>	<b>22,079</b>	<b>5.019</b>

\*MV w/o Accrued includes the Bank of New York Mellon accrued interest for treasury bills, discount notes, and commercial paper. Original Cost does not include accrued interest.

MONTHLY TRANSACTIONS

**Portfolio: Reserve 9218-2**

<b>Issuer</b>	<b>Side</b>	<b>Type</b>	<b>CUSIP</b>	<b>Trade Date</b>	<b>Settlement Date</b>	<b>Maturity Date</b>	<b>Par Value</b>
Hershey	Buy	Corp	427866BH0	5/1/2023	5/4/2023	5/4/2028	5,000,000
Apple	Buy	Corp	037833ET3	5/8/2023	5/10/2023	5/10/2028	25,000,000
Toyota	Buy	Corp	89236TKT1	5/15/2023	5/18/2023	5/18/2026	20,000,000
State Street	Buy	Corp	857477CB7	5/15/2023	5/18/2023	5/18/2026	10,000,000
Florida Power & Light	Buy	Corp	341081GN1	5/15/2023	5/18/2023	5/15/2028	5,000,000
Pfizer	Buy	Corp	716973AC6	5/16/2023	5/19/2023	5/19/2028	5,000,000
Pfizer	Buy	Corp	716973AB8	5/16/2023	5/19/2023	5/19/2026	20,000,000
Pfizer	Buy	Corp	716973AA0	5/16/2023	5/19/2023	5/19/2025	15,000,000
Lockheed Martin	Buy	Corp	539830BZ1	5/23/2023	5/25/2023	5/15/2028	5,000,000
U.S. Treasury Note	Buy	Tsy	91282CHE4	5/31/2023	6/1/2023	5/31/2028	30,000,000
U.S. Treasury Note	Buy	Tsy	91282CHD6	5/31/2023	6/1/2023	5/31/2025	50,000,000
U.S. Treasury Note	Transfer In	Tsy	9128284N7	5/31/2023	5/31/2023	5/15/2028	65,000,000
FFCB Note	Transfer In	Agy	3133ELZX5	5/31/2023	5/31/2023	5/22/2028	17,200,000
American Express	Transfer Out	Corp	025816CV9	5/31/2023	5/31/2023	5/3/2024	10,000,000
Amazon	Transfer Out	Corp	023135BW5	5/31/2023	5/31/2023	5/12/2024	10,000,000
U.S. Treasury Note	Transfer Out	Tsy	91282CCC3	5/31/2023	5/31/2023	5/15/2024	50,000,000
IBM	Transfer Out	Corp	459200JY8	5/31/2023	5/31/2023	5/15/2024	15,000,000
UnitedHealth Group	Transfer Out	Corp	91324PEB4	5/31/2023	5/31/2023	5/15/2024	10,000,000
FFCB Note	Transfer Out	Agy	3133ENWP1	5/31/2023	5/31/2023	5/16/2024	10,000,000
Caterpillar	Transfer Out	Corp	14913Q2V0	5/31/2023	5/31/2023	5/17/2024	10,000,000
U.S. Treasury Note	Transfer Out	Tsy	912828XT2	5/31/2023	5/31/2023	5/31/2024	100,000,000
U.S. Treasury Note	Transfer Out	Tsy	91282CER8	5/31/2023	5/31/2023	5/31/2024	95,000,000

**Portfolio: Core 9218-1**

<b>Issuer</b>	<b>Side</b>	<b>Type</b>	<b>Cusip</b>	<b>Trade Date</b>	<b>Settlement Date</b>	<b>Maturity Date</b>	<b>Par Value</b>
U.S. Treasury Bill	Buy	Tsy	912797FQ5	5/1/2023	5/1/2023	6/27/2023	117,000,000
FNMA DN	Buy	Agy	313588HL2	5/2/2023	5/2/2023	6/28/2023	51,693,000
FHLB DN	Buy	Agy	313384FE4	5/2/2023	5/2/2023	5/5/2023	20,000,000
FNMA DN	Buy	Agy	313588HR9	5/3/2023	5/3/2023	7/3/2023	42,645,000
U.S. Treasury Bill	Buy	Tsy	912797FN2	5/4/2023	5/5/2023	6/13/2023	41,750,000
U.S. Treasury Bill	Buy	Tsy	912797FR3	5/5/2023	5/5/2023	7/5/2023	57,476,000
FNMA DN	Buy	Agy	313588FK6	5/8/2023	5/8/2023	5/10/2023	56,054,000
FNMA DN	Buy	Agy	313588FR1	5/10/2023	5/10/2023	5/16/2023	42,100,000
FHLB DN	Buy	Agy	313384FR5	5/11/2023	5/11/2023	5/16/2023	151,760,000

**Portfolio: Core 9218-1 (Cont.)**

Issuer	Side	Type	Cusip	Trade Date	Settlement Date	Maturity Date	Par Value
Koch Industries	Buy	CP	50000EUC6	5/12/2023	5/12/2023	7/12/2023	63,237,000
U.S. Treasury Bill	Buy	Tsy	912796W47	5/16/2023	5/17/2023	5/18/2023	36,700,000
Koch Industries	Buy	CP	50000EUD4	5/17/2023	5/17/2023	7/13/2023	30,949,000
Koch Industries	Buy	CP	50000EUA0	5/18/2023	5/18/2023	7/10/2023	47,885,000
Koch Industries	Buy	CP	50000ETE4	5/19/2023	5/19/2023	6/14/2023	100,000,000
Cargill	Buy	CP	14178MSN9	5/19/2023	5/19/2023	5/22/2023	15,520,000
FHLB DN	Buy	Agy	313384GB9	5/19/2023	5/19/2023	5/26/2023	25,000,000
FHLB DN	Buy	Agy	313384FY0	5/19/2023	5/19/2023	5/23/2023	20,000,000
U.S. Treasury Bill	Buy	Tsy	912796ZP7	5/19/2023	5/22/2023	6/8/2023	250,000,000
U.S. Treasury Bill	Buy	Tsy	912797FM4	5/19/2023	5/19/2023	6/6/2023	56,275,000
FHLB DN	Buy	Agy	313384GA1	5/22/2023	5/22/2023	5/25/2023	11,462,000
Koch Industries	Buy	CP	50000EUK8	5/23/2023	5/23/2023	7/19/2023	22,734,000
FHLB DN	Buy	Agy	313384GA1	5/23/2023	5/23/2023	5/25/2023	25,000,000
Koch Industries	Buy	CP	50000EUT9	5/24/2023	5/24/2023	7/27/2023	77,107,000
Koch Industries	Buy	CP	50000EUB8	5/25/2023	5/25/2023	7/11/2023	58,000,000
Koch Industries	Buy	CP	50000EU69	5/25/2023	5/25/2023	7/6/2023	50,000,000
Koch Industries	Buy	CP	50000EUS1	5/26/2023	5/26/2023	7/26/2023	35,052,000
Koch Industries	Buy	CP	50000EUR3	5/30/2023	5/30/2023	7/25/2023	48,525,000
U.S. Treasury Bill	Buy	Tsy	912796ZG7	5/30/2023	5/31/2023	6/1/2023	25,000,000
FHLB DN	Buy	Agy	313384HZ5	5/31/2023	5/31/2023	7/11/2023	59,156,000
American Express	Transfer In	Corp	025816CV9	5/31/2023	5/31/2023	5/3/2024	10,000,000
Amazon	Transfer In	Corp	023135BW5	5/31/2023	5/31/2023	5/12/2024	10,000,000
U.S. Treasury Note	Transfer In	Tsy	91282CCC3	5/31/2023	5/31/2023	5/15/2024	50,000,000
IBM	Transfer In	Corp	459200JY8	5/31/2023	5/31/2023	5/15/2024	15,000,000
UnitedHealth Group	Transfer In	Corp	91324PEB4	5/31/2023	5/31/2023	5/15/2024	10,000,000
FFCB Note	Transfer In	Agy	3133ENWP1	5/31/2023	5/31/2023	5/16/2024	10,000,000
Caterpillar	Transfer In	Corp	14913Q2V0	5/31/2023	5/31/2023	5/17/2024	10,000,000
U.S. Treasury Note	Transfer In	Tsy	912828XT2	5/31/2023	5/31/2023	5/31/2024	100,000,000
U.S. Treasury Note	Transfer In	Tsy	91282CER8	5/31/2023	5/31/2023	5/31/2024	95,000,000

**Portfolio: Extended Reserve 9218-5**

Issuer	Side	Type	Cusip	Trade Date	Settlement Date	Maturity Date	Par Value
U.S. Treasury Note	Buy	Tsy	91282CGM7	5/31/2023	6/1/2023	2/15/2033	35,000,000
U.S. Treasury Note	Buy	Tsy	91282CFL0	5/31/2023	6/1/2023	9/30/2029	40,000,000
U.S. Treasury Note	Transfer Out	Tsy	9128284N7	5/31/2023	5/31/2023	5/15/2028	65,000,000
FFCB Note	Transfer Out	Agy	3133ELZX5	5/31/2023	5/31/2023	5/22/2028	17,200,000

**Portfolio: Wastewater 208**

<b>Issuer</b>	<b>Side</b>	<b>Type</b>	<b>Cusip</b>	<b>Trade Date</b>	<b>Settlement Date</b>	<b>Maturity Date</b>	<b>Par Value</b>
Koch Industries	Buy	CP	50000ETT1	5/9/2023	5/9/2023	6/27/2023	23,160,000
FHLB DN	Buy	Agy	313384HZ5	5/9/2023	5/9/2023	7/11/2023	22,622,000
Toyota	Buy	CP	89233HUR3	5/16/2023	5/16/2023	7/25/2023	20,026,000
FHLMC DN	Buy	Agy	313396JG9	5/16/2023	5/16/2023	7/18/2023	20,000,000
Koch Industries	Buy	CP	50000EV84	5/18/2023	5/18/2023	8/8/2023	11,833,000
Unilever	Buy	CP	90477EV19	5/18/2023	5/18/2023	8/1/2023	11,820,000
U.S. Treasury Bill	Buy	Tsy	912797GH4	5/23/2023	5/23/2023	8/22/2023	24,533,000
U.S. Treasury Bill	Buy	Tsy	912797GG6	5/23/2023	5/23/2023	8/15/2023	25,298,000
FHLB DN	Buy	Agy	313384LA5	5/25/2023	5/25/2023	8/29/2023	11,359,000
U.S. Treasury Bill	Buy	Tsy	912797GJ0	5/30/2023	5/30/2023	8/29/2023	14,065,000

**Portfolio: DWP WRB 2022D M3E**

<b>Issuer</b>	<b>Side</b>	<b>Type</b>	<b>Cusip</b>	<b>Trade Date</b>	<b>Settlement Date</b>	<b>Maturity Date</b>	<b>Par Value</b>
TVA DN	Buy	Agy	880592HL7	5/30/2023	5/30/2023	6/28/2023	4,623,000
U.S. Treasury Bill	Buy	Tsy	912797FQ5	5/31/2023	5/31/2023	6/27/2023	10,749,000

**Portfolio: Harbor Emergency FD 751**

<b>Issuer</b>	<b>Side</b>	<b>Type</b>	<b>Cusip</b>	<b>Trade Date</b>	<b>Settlement Date</b>	<b>Maturity Date</b>	<b>Par Value</b>
FHLB DN	Buy	Agy	313384PW3	5/25/2023	5/25/2023	11/29/2023	50,316,000

**Portfolio: Harbor Foods Restoration 70L**

<b>Issuer</b>	<b>Side</b>	<b>Type</b>	<b>Cusip</b>	<b>Trade Date</b>	<b>Settlement Date</b>	<b>Maturity Date</b>	<b>Par Value</b>
FHLB DN	Buy	Agy	313384PW3	5/25/2023	5/25/2023	11/29/2023	632,000

**CITY OF LOS ANGELES  
 OFFICE OF FINANCE  
 AUTHORIZED DEALERS AND ISSUERS**

**PRIMARY DEALERS**

1. AMHERST PIERPONT SECURITIES LLC
2. BANK OF NOVA SCOTIA, NEW YORK AGENCY
3. BARCLAYS CAPITAL INC
4. BMO CAPITAL MARKETS CORP
5. BNP PARIBAS SECURITIES CORP
6. BofA SECURITIES, INC
7. CANTOR FITZGERALD & CO
8. CITIGROUP GLOBAL MARKETS INC
9. CREDIT SUISSE SECURITIES (USA) LLC
10. DAIWA CAPITAL MARKETS AMERICA INC
11. DEUTSCHE BANK SECURITIES INC
12. HSBC SECURITIES (USA) INC

13. JEFFERIES LLC
14. JP MORGAN SECURITIES, INC
15. MIZUHO SECURITIES USA INC
16. MORGAN STANLEY & CO LLC
17. NATWEST MARKETS SECURITIES INC
18. NOMURA AMERICA FINANCE LLC
19. RBC CAPITAL MARKETS, LLC
20. SOCIETE GENERALE, NEW YORK BRANCH
21. TD SECURITIES (USA) LLC
22. UBS SECURITIES LLC

**SECONDARY DEALERS**

1. BNY MELLON CAPITAL MARKETS LLC
2. CIBC WORLD MARKETS CORP
3. LLOYDS SECURITIES, INC
4. LOOP CAPITAL
5. MARKETAXESS CORP
6. MESIROW FINANCIAL INC
7. MITSUBISHI UFJ SECURITIES (USA), INC
8. RAMIREZ AND CO
9. PIPER JAFFRAY CO
10. STIFEL, NICOLAUS & COMPANY, INC
11. SIEBERT WILLIAMS SHANK & CO
12. US BANCORP

**COMMERCIAL PAPER ISSUERS\***

1. 3M CO
2. AIR PRODUCTS & CHEMICALS INC
3. ALPHABET INC
4. AMAZON.COM INC
5. APPLE INC
6. ARCHER-DANIELS-MIDLAND CO
7. BANK OF NEW YORK CO INC
8. BANK OF NOVA SCOTIA NY
9. BANK OF TOKYO-MIT UFJ NY
10. BMW US CAPITAL LLC
11. BNP PARIBAS NEW YORK
12. BRISTOL-MYERS SQUIBB
13. CANADIAN IMPERIAL HOLDING
14. CARGILL INC
15. CBA (DE) FINANCE
16. CHARLES SCHWAB CORP
17. CHEVRON CORP
18. CHEVRON FUNDING CORP
19. CISCO SYSTEMS
20. COCA-COLA CO
21. COLGATE-PALMOLIVE CO
22. CUMMINS INC
23. DEERE & CO
24. ELI LILLY & CO
25. EMERSON ELECTRIC CO
26. ESTEE LAUDER
27. EXXON MOBIL CORP
28. FLORIDA POWER & LIGHT CO

29. GOOGLE INC
30. HARVARD UNIVERSITY
31. HERSHEY CO
32. HOME DEPOT INC
33. HONEYWELL INTERNATIONAL
34. HSBC USA INC
35. ING (US) FUNDING LLC
36. INTEL CORP
37. JOHNSON & JOHNSON
38. JP MORGAN SECURITIES, LLC
39. KOCH INDUSTRIES INC
40. KOMATSU FINANCE AMERICA
41. LANDESBANK BADEN-WURTT
42. L'OREAL USA INC
43. MASS MUTUAL LIFE INSURANCE CO
44. MERCK & CO INC
45. METLIFE FUNDING INC
46. MICROSOFT CORP
47. MIZUHO BANK LTD/NY
48. NATL AUSTRALIA FDG (DE)
49. NATL SECURITIES CLEARING CORP
50. NESTLE CAPITAL CORP
51. NETJETS INC
52. NIKE INC
53. PACCAR FINANCIAL CORP
54. PEPSICO INC
55. PFIZER INC
56. PHILIP MORRIS INTL INC

57. PNC BANK NA
58. PRAXAIR INC
59. PROCTER & GAMBLE CO
60. PRUDENTIAL FUNDING LLC
61. QUALCOM INC
62. RABOBANK USA FIN CORP
63. ROCHE HOLDINGS INC
64. ROYAL BANK OF CANADA NY
65. SIEMENS CAPITAL CO LLC
66. SOCIETE GENERALE N AMERICA INC
67. SOUTHERN CALIFORNIA GAS CO
68. STATE STREET CORP
69. SUMITOMO MITSUI TRUST NEW YORK
70. TARGET CORP
71. TEXAS INSTRUMENT
72. TORONTO DOMINION HOLDINGS U.S.A, INC
73. TOYOTA MOTOR CREDIT CORP
74. UBS AMERICAS INC
75. UBS FINANCE (DE) INC
76. UNILEVER CAPITAL CORP
77. UNION BANK NORTH AMERICA
78. UNITED PARCEL SERV INC
79. UNITEDHEALTH GROUP INC
80. US BANCORP
81. USAA CAPITAL CORP
82. WALT DISNEY CO

\*Based on short-term credit rating information provided by Bloomberg Professional, as of 6/13/2023

**CORPORATE BOND ISSUERS\*\***

- |  |                                  |   |
|--|----------------------------------|---|
| 1. 3M CO                                 | 38. DANAHER CORP                 | 75. NORTHWESTERN MUTUAL LIFE INSURANCE CO   |
| 2. ABBOTT LABORATORIES                   | 39. DEERE & CO                   | 76. NVIDIA CORP                             |
| 3. ADOBE INC                             | 40. ELI LILLY & CO               | 77. ONE GAS INC                             |
| 4. AFLAC INC                             | 41. EMERSON ELECTRIC CO          | 78. PACCAR INC                              |
| 5. AIR PRODUCTS & CHEMICALS INC          | 42. ESTEE LAUDER COMPANIES       | 79. PAYPAL HOLDINGS INC                     |
| 6. ALLSTATE CORP                         | 43. EXXON MOBIL CORP             | 80. PEPSICO INC                             |
| 7. ALPHABET INC                          | 44. FLORIDA POWER & LIGHT        | 81. PFIZER INC                              |
| 8. AMAZON.COM INC                        | 45. FRANKLIN RESOURCES INC       | 82. PHILIP MORRIS INTERNATIONAL             |
| 9. AMERICAN EXPRESS CO                   | 46. GENERAL DYNAMICS CORP        | 83. PNC FINANCIAL SERVICES GROUP            |
| 10. AMERICAN HONDA FINANCE CORP          | 47. GOLDMAN SACHS GROUP INC      | 84. PROCTER & GAMBLE CO                     |
| 11. ANALOG DEVICES INC                   | 48. HERSHEY CO                   | 85. PROGRESSIVE CORP                        |
| 12. APPLE INC                            | 49. HOME DEPOT INC               | 86. PUBLIC SERVICE ELECTRIC & GAS CO        |
| 13. APPLIED MATERIALS INC                | 50. HONEYWELL INTERNATIONAL INC  | 87. PUBLIC STORAGE                          |
| 14. ARCHER-DANIELS-MIDLAND CO            | 51. HORMEL FOODS CORP            | 88. QUALCOMM INC                            |
| 15. ARIZONA PUBLIC SERVICE CO            | 52. ILLINOIS TOOL WORKS          | 89. REGENTS OF THE UNIVERSITY OF CALIFORNIA |
| 16. AUTOMATIC DATA PROCESSING            | 53. INTEL CORP                   | 90. ROCKWELL AUTOMATION INC                 |
| 17. BANK OF AMERICA CORP                 | 54. INTERCONTINENTAL EXCHANGE IN | 91. SALESFORCE INC                          |
| 18. BANK OF AMERICA NATIONAL ASSOCIATION | 55. INTL BUSINESS MACHINES CORP  | 92. SCHLUMBERGER LTD                        |
| 19. BANK OF NEW YORK MELLON CORP         | 56. INTUIT INC                   | 93. SCHWAB (CHARLES) CORP                   |
| 20. BERKSHIRE HATHAWAY INC               | 57. JOHNSON & JOHNSON            | 94. SNAP-ON INC                             |
| 21. BLACKROCK INC                        | 58. JPMORGAN CHASE & CO          | 95. SOUTHERN CALIFORNIA GAS CO              |
| 22. BMW US CAPITAL LLC                   | 59. KEYBANK NATIONAL ASSOCIATION | 96. STATE STREET CORP                       |
| 23. BRISTOL-MYERS SQUIBB CO              | 60. KIMBERLY-CLARK CORP          | 97. TARGET CORP                             |
| 24. BROWN-FORMAN CORP                    | 61. LOCKHEED MARTIN CORP         | 98. TEXAS INSTRUMENTS INC                   |
| 25. CATERPILLAR INC                      | 62. LOEWS CORP                   | 99. TJX COMPANIES INC                       |
| 26. CHEVRON CORP                         | 63. M & T BANK CORP              | 100. TOYOTA MOTOR CREDIT CORP               |
| 27. CISCO SYSTEMS INC                    | 64. MASTERCARD INC               | 101. TRAVELERS COS INC                      |
| 28. CITIBANK NATIONAL ASSOCIATION        | 65. MERCK & CO. INC.             | 102. TRUIST FINANCIAL CORP                  |
| 29. CITIGROUP INC                        | 66. META PLATFORMS INC           | 103. UNILEVER CAPITAL CORP                  |
| 30. CME GROUP INC                        | 67. METLIFE INC                  | 104. UNION PACIFIC CORP                     |
| 31. COCA-COLA CO                         | 68. MICROSOFT CORP               | 105. UNITED PARCEL SERVICE                  |
| 32. COLGATE-PALMOLIVE CO                 | 69. MORGAN STANLEY               | 106. UNITEDHEALTH GROUP INC                 |
| 33. COMCAST CORP                         | 70. MUFG UNION BANK NA           | 107. US BANCORP                             |
| 34. COMERICA INC                         | 71. NEXTERA ENERGY INC           | 108. VISA INC                               |
| 35. CONOCOPHILLIPS                       | 72. NIKE INC                     | 109. WALT DISNEY CO                         |
| 36. COSTCO WHOLESALE CORP                | 73. NORTHERN STATES POWER/MN     | 110. WW GRAINGER INC                        |
| 37. CUMMINS INC                          | 74. NORTHERN TRUST CORP          |   |

\*\*Based on credit rating information as of 6/13/2023 provided by Bloomberg Professional

**SUPRANATIONAL ISSUERS**

1. INTER-AMERICAN DEVELOPMENT BANK
2. INTERNATIONAL BANK FOR RECONSTRUCTION AND DEVELOPMENT
3. INTERNATIONAL FINANCE CORPORATION

**ASSET BACKED SECURITIES ISSUERS\***

1. AMERICAN EXPRESS CREDIT CARD TRUST
2. BANK OF AMERICA CREDIT CARD TRUST
3. BMW VEHICLE OWNER TRUST
4. CAPITAL ONE MASTER TRUST
5. CHASE ISSUANCE TRUST
6. CITIGROUP MASTER TRUST
7. DISCOVER CARD EXECUTION NOTE TRUST
8. FORD CREDIT AUTO OWNER TRUST
9. HONDA AUTO RECEIVABLES OWNER TRUST
10. MASTER CREDIT CARD TRUST
11. MERCEDES-BENZ AUTO RECEIVABLES TRUST
12. NISSAN AUTO RECEIVABLE OWNER TRUST
13. TOYOTA AUTO RECEIVABLES OWNER TRUST
14. VISA CARD MASTER TRUST
15. GM FINANCIAL CONSUMER AUTOMOBILE RECEIVABLES TRUST

\* Five year legal final maximum maturity